

IOWA STATE UNIVERSITY
College of Veterinary Medicine

gentle Doctor

Spring 2006 • Volume 20, No. 1

More Than Just
a Good Time...

STUDENT CLUBS

HAIL TO THE CHIEF!

Four ISU Alums in
Leadership Positions

PESSIMISTS NEED NOT APPLY

Inside ISU's Oncology Service



CONTENTS

On the Cover:



Dr. Jennifer Locke, assistant professor of veterinary clinical sciences, with her cat, Freckles. *Story on page 6*

| | |
|---|----------------|
| Office of the Dean | (515) 294-1250 |
| Office of Development | (515) 294-8562 |
| Veterinary Teaching Hospital | |
| Small Animal Clinic | (515) 294-4900 |
| Large Animal Clinic | (515) 294-1500 |
| Veterinary Diagnostic Laboratory | (515) 294-1950 |
| General College Information | (515) 294-1242 |

gentle Doctor Spring 2006 • Volume 20, No. 1

The Gentle Doctor is published three times a year by the College of Veterinary Medicine for alumni and friends of the college.

| | |
|---|----------------|
| Editor | Tracy Ann Raef |
| Design | Dani Ausen |
| Photography (Unless noted otherwise) | Dani Ausen |

We welcome your suggestions, comments, and contributions to content.

Correspondence should be sent to:

Editor, *The Gentle Doctor*
College of Veterinary Medicine, Iowa State University
2526 Veterinary Administration, Ames, IA 50011-1250

Telephone: (515) 294-4602
E-mail: traef@iastate.edu
Web site: www.vetmed.iastate.edu

Iowa State University does not discriminate on the basis of race, color, age, religion, national origin, sexual orientation, gender identity, sex, marital status, disability, or status as a U.S. veteran. Inquiries can be directed to the Director of Equal Opportunity and Diversity, 3680 Beardshear Hall, (515) 294-7612.

4 **Dean's Message**

Serving society's health needs

FEATURES

6 **Pessimists Need Not Apply**

A closer look at one of the most unique veterinary specialties

10 **Student Clubs**

They're more than just good fun

14 **Hail to the Chief!**

Four ISU alumni in national leadership positions

NEWS

16 **College News**

21 **Alumni News**

23 **In Memoriam**

24 **Faculty News**

26 **Student News**

Page 17



Page 6





WINTER STORM BRINGS *Royalty*

Two Lipizzaner Stallions on tour with the famous traveling Lipizzaner Stallions were patients in the Veterinary Teaching Hospital at Iowa State University on Feb. 16, 2006. Amid a winter storm, Maestoso Bella and Siglavy Bonavia arrived by trailer from Mason City, Iowa, where the troupe was to perform the next day.

Drs. **Jennifer Schleining (photo left)** and **Stephanie Caston (right)**, equine surgery residents, treated the stallions. After being treated for an inflamed tendon sheath and infected sinus, Siglavy returned to Mason City the next day for performances there, Waterloo and Des Moines. Bella spent the coldest nights of the Iowa winter resting comfortably at the VTH where he was treated for a suspensory branch desmitis and a torn digital extensor tendon. Bella was discharged a few days later to return to the troupe's home in Orlando, Fla., where he will rest for six weeks and gradually return to training over the next six months.

"The stallions were model patients and very easy to work with,"

Dr. Caston said. "It's nice to be able to help these talented horses continue to please crowds across the country."

It's not the first time the Lipizzaners have been guests at the VTH. Mr. Gary Lashinsky, White Stallion Productions, and owner of the touring troupe, said the troupe has brought horses to the VTH in the past when they have performed in the state. "We've been very happy with the treatment and quality of care our horses have received," Mr. Lashinsky said.

The Lipizzaner Stallions are in their 36th year of touring around the world, primarily in the United States and Europe. White Stallion Productions owns a total of 50 horses to cover an 11-month show schedule. The tour consists of 14 stallions with 12 riders, two trainers and six support people.

The Lipizzan is a rare horse breed used originally as a war horse and later as a horse of nobility and aristocracy. This year's anniversary tour focuses on the history of this remarkable breed and showcases the maneuvers of these highly trained horses. [ed](#)

FOCUS

on our future

Serving Society's Health Needs Through Our College of Veterinary Medicine

Three items served as reminders of the challenges facing our profession. On the surface they are somewhat intimidating—shortage of veterinarians, lack of students with the basic skills for success, reduced budgets—but when I think about what we are doing in the college and where we are headed, it is exciting and there are great opportunities ahead.

National Veterinary Workforce Expansion Act (NVWEA): *Veterinarians in short supply.* Senator Wayne Allard, DVM (R-CO), has introduced the Veterinary Workforce Expansion Act (S.914) allowing veterinary colleges to expand their training programs for veterinary public health professionals to meet the critical shortage of veterinarians. The act includes \$880 million to fund building infrastructure, research laboratories and classrooms for training veterinary students in public health, food supply veterinary medicine, infectious diseases, global health and environmental quality.

College Action: While planning our veterinary teaching hospital modernization, we are developing a long-term facility plan that will position our college to successfully compete for NVWEA money. We are also exploring and implementing innovative ways to expand class size and optimize existing facilities through programs like the proposed regional program with the University of Nebraska—Lincoln. We are also working with the University of Iowa to enable professional students to attain a master's degree in public health.

Rising Above the Gathering Storm: *Energizing and Employing America for a Brighter Economic Future Committee on Prospering in the Global Economy of the 21st Century. (National Academies, the country's leading advisory group on science and technology.)* This report describes the alarming state of math and science education in America and calls for an ambitious national program to retrain the current teacher core while attracting 10,000 new math and science teachers every year for the foreseeable future.

Applications to veterinary colleges have been flat for the past five years. As the need for veterinarians grows, the lack of students prepared to successfully matriculate through the preveterinary program becomes a concern.

College Action: A record number of students gained valuable research experience through our Summer Scholars Program. We are exploring an early entry program for outstanding high school scholars that includes an interview process measuring students against competencies, attitudes, attributes and knowledge necessary for a successful career in the veterinary profession. Newly allocated student recruitment funding and our student-led recruiting organization, the Veterinary Student Mixed Animal Recruitment Team, are also producing results.

Regents' partnership plan receives partial funding in governor's budget. *The state of Iowa has spent more than it has taken in for eight consecutive years.* This year looks much better. Although full funding of the Board of Regents' request is doubtful, we anticipate increases that will enable us to better fund salaries and improve our ability to retain and recruit excellent faculty.

College Action: Iowa State University administration has challenged us to attain a top five ranking in 10 years. To accomplish this, we are being allowed to retain much of the revenue generated through increasing student enrollment and tuition and program initiatives. This unprecedented opportunity has the potential to increase our annual reoccurring budget by more than \$10 million by 2010. With this change, we have added five new faculty lines, added support staff, renovated classrooms and retained quality faculty.

Focusing on the Future

As alumni and friends of the College of Veterinary Medicine, you play an important role in helping us meet these challenges. From recommending students to our program to helping us complete the college's most ambitious building program in 30 years, we appreciate what you have done and what you can do to ensure that today's students experience the same excellence in education that you enjoyed. Thank you for your support and involvement! [ga](#)





Dean John Thomson, his wife Kay, and dogs Faith (left) and Abby


Dr. Leslie Fox with
chemotherapy
patient Nitro



PESSIMISTS *need not apply*

It's one of the most unique of all veterinary specialties. Veterinarians in this field spend a lot of time with the client and the pet, forming a relationship with the family. The journey, long or short, is a partnership between the veterinarian and the client. And, they are often the client's last hope... the veterinary oncologist.

Dr. Carrie Clark, oncology intern, with patient Kayla and Dr. Jennifer Locke



VITAL STATS: ONCOLOGY SERVICE

Average Number of Cases Per Week 20–30

Services Available Surgery
Chemotherapy
Immunotherapy

Staff 2 Full-time DVMs
1 DVM Intern

Cancer. Each year approximately 12 million new cases of cancer are diagnosed in dogs and cats. It is the number one cause of death in dogs and cats over 10 years of age. Common types of cancer in pets include lymphoma, mammary tumors, skin tumors (squamous cell carcinoma and melanomas), osteosarcoma, and hemangiosarcoma.

“Our number one goal for a patient diagnosed with cancer is to preserve the quality of life of that patient, with quantity of life or cure being our secondary concern,” said Dr. Jennifer Locke, board-qualified veterinary oncologist at Iowa State University’s Veterinary Teaching Hospital. “By focusing our efforts on offering therapies that will preserve our patient’s quality of life, we can relieve any discomfort associated with the cancer and provide them with the best care possible.”

As with humans, there isn’t a way to keep pets free from cancer. But, says Dr. Locke, there’s a list of early warning signs (see box) that owners can look for to help diagnose cancer sooner. “A vigilant owner may be able to detect cancer in their pet sooner, if the cancer has warning signs that are visible. Some tumors are too subtle to detect, especially those that may be internal.”

Diagnosis: Cancer

“A lot of people believe that oncology is depressing, but I like being able to give clients and their pets more quality time together. The clients we serve are very dedicated to their companions and it’s a privilege to work

with such nice people,” said Dr. Leslie Fox, board-certified veterinary internist. “It’s imperative that we maintain a positive attitude when working in oncology,” Dr. Locke explains. “And that’s usually easy to do, as we can often provide hope where clients and their pets haven’t had any before,” Dr. Locke said.

Cancer isn’t always a death sentence. With advances in oncology treatments, some tumors can be cured and some other tumors can be held in remission while the pet enjoys a longer, high-quality life. “We work in partnership with the client to determine the best course of treatment; a treatment that suits both the client and the pet,” Dr. Locke said.

Currently, the most commonly used cancer treatments are surgery, chemotherapy, radiation, gene therapy and immunotherapy. “Some cancers,” Dr. Fox said, “only respond to chemotherapy drugs. Some involve a multi-modality approach.” As such, the veterinary oncologists work in a team with other specialists such as surgeons and radiation therapists.

Treating Cancer

“Surgery is the cornerstone of treatment for a majority of tumors,” Dr. Locke said. “Some tumors can be cured with surgery alone; others require combinations of therapy, such as chemotherapy or radiation therapy as adjunctive treatment in addition to surgery.”

Unlike chemotherapy for humans, treatment for animals is not debilitating. “As a general guideline, we often use half the dose of chemotherapy that is given to humans,”

Dr. Locke said. “This allows for patients to receive therapeutic doses of chemotherapy, but minimizes the risk of adverse effects. Furthermore, we’ve found that using multi-agent protocols, which employ several different chemotherapeutic drugs, rather than using one medication over and over, really do the best job of keeping our patients comfortable and extending survival for our most commonly treated tumors in dogs and cats.

“It’s more acceptable that people can spend time in the hospital and not be very active when they are undergoing therapy,” Dr. Locke said. “However, it’s important for our patients to be at home with their owners, enjoying their favorite activities, so we approach treatment much differently. We also provide our patients with several preventive medications, such as anti-nausea pills, to ensure their comfort. For most patients, the most agonizing part of their day at the VTH is waiting for their treats that they receive after chemotherapy has been given.

“Most of the chemotherapies that we do,” Dr. Locke said, “can be given on a weekly, every other week, or every three weeks schedule, spanning the course of three to six months of therapy. Treatments can range from \$100 per month to \$4,500 for six months. Some treatments can even be given by the client’s local veterinarian.”

Another treatment option is radiation therapy. “We don’t currently have the equipment at the VTH to provide radiation treatment and refer our patients to other colleges,” Dr. Fox said.

Cancer isn't always a death sentence. With advances in oncology treatments, some tumors can be *cured*, and some can be *held in remission*.

"Immunotherapy," Dr. Fox said, "is often used to stimulate the animal's own immune system to kill cancer cells. It is often better tolerated than chemotherapy."

"Our overall goal is to help patients regain their normal lives and routines—whether their favorite activity is begging for table scraps, chasing a ball, or sleeping on the couch all day—we can provide the treatments that will allow them to get back to what they were doing before the diagnosis of cancer," Dr. Locke said. "And, we rely on owners for feedback about the pet's activity level, sleep and eating patterns."

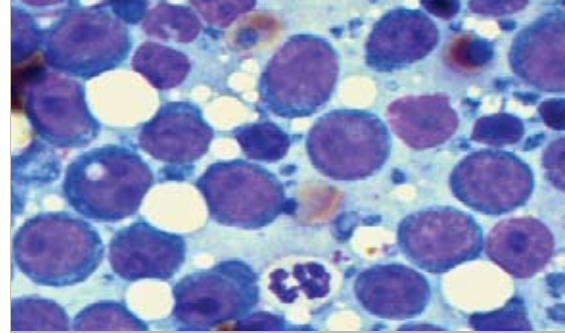
"Even though we have the ability to treat aggressively, it may not be the right choice for the pet," Dr. Fox adds. "We provide the client with information about the options available to them and allow them to make the right choice for their companion."

Sometimes, when there is no cure, pet owners may choose palliative care at home. "We can often provide medications and other treatments that pet owners can give at home to help ease the discomfort and symptoms," Dr. Fox said.

"Unfortunately, part of our job is also counseling pet owners when it may be time to stop treatment," Dr. Locke added. "Pet owners look to us to be very frank about their pet's condition and let them know when we've done all that we can do. This is one of the most difficult aspects of our profession, but it's also very fulfilling to know that we can provide support and lend a hand to owners throughout this process."

Advancing veterinary oncology

"One of the biggest advances is in veterinary education regarding cancer," Dr. Fox said. "Referring veterinarians now not only recognize cancer better than 10 years ago, but also know that there are treatment options. And in society itself, the trend is to perceive animals as family members. Pet owners want and demand the same care for their pets that a family member experienced in their fight against cancer. Pet owners are committed to the well-being of their pets and have an exceptional willingness to do what needs to be done, and that's why we are at Iowa State's Veterinary Teaching Hospital." [ed](#)



Early Warning Signs of Cancer in Pets

From the Veterinary Cancer Society

- Abnormal swellings that persist or continue to grow
- Sores that do not heal
- Weight loss
- Loss of appetite
- Bleeding or discharge from any body opening
- Unusual odors
- Difficulty eating or swallowing
- Hesitation to exercise or loss of stamina
- Persistent lameness or stiffness
- Difficulty breathing, urinating, or defecating

ABOUT THE ONCOLOGY SERVICE VETERINARIANS



Dr. Leslie Fox is a 1984 graduate of Michigan State University College of Veterinary Medicine. She has a master's degree from the University of Wisconsin, Madison, and is a board-certified veterinary internist. Dr. Fox joined the Iowa State faculty in 2001. Dr. Fox was previously an associate professor at the University of Florida's Veterinary Teaching Hospital.



Dr. Jennifer Locke is a 2001 graduate of the University of Florida College of Veterinary Medicine. She completed a medical oncology residency at Tufts University College of Veterinary Medicine in July 2005. She will take the national certification boards for the American College of Veterinary Internal Medicine, Oncology Subspecialty in May 2006.



SF601 J68x



SF601 P8



SF601 Sm181





STUDENT CLUBS:

They're More Than Just Good Fun

With 33 clubs and organizations at the College of Veterinary Medicine, students can find a club that will appeal to just about any interest. For some, it may be a club that offers more exposure in a particular field or with a particular species. It could be a club that offers advice and opportunities to learn business skills. Or, it could be a club that provides recreation and relief from stress. Whatever the focus, student clubs provide opportunities that reach far beyond the classroom.

From top clockwise:
Abby Patterson, Abby
Risius and Kacey
Tweeten, serving in
leadership roles in the
college's student clubs

With 33 clubs and organizations at the College of Veterinary Medicine, students can find a club that will appeal to just about any interest. For some, it may be a club that offers more exposure in a particular field or with a particular species. It could be a club that offers advice and opportunities to learn business skills. Or, it could be a club that provides recreation and relief from stress. Whatever the focus, student clubs provide opportunities that reach far beyond the classroom.

Education with a dose of humor

One of the most recently established clubs at the college is the student chapter of American Certified Veterinary Pathologists. Conventional wisdom would say that this club might be dry and boring—it's anything but.

"We try to provide a welcome and fun environment to learn more about veterinary pathology," said Dr. Amanda Fales-Williams, professor of pathology and former faculty advisor to the club. "While we do many of the activities that other clubs offer such as

meetings with speakers and hands-on wet labs, we also provide experiences that let the students be creative and have fun."

An event that is a hit among club members is the annual "Fear Factor" lesion contest during Halloween.

“Student Clubs provide opportunities that reach far beyond the classroom.”

"Students make edible replicas of pathology lesions that are judged by the pathology professors," said Abby Patterson, president of the student chapter of the American College of Veterinary Pathologists.

Pathology club members also get opportunities to plan educational programs for school children in the community. "We're developing a demonstration for Science Night at Meeker Elementary School in Ames this semester and a demonstration for high school students in April at the college,"

said Ms. Patterson. "On Saturdays we have morning necropsies where club members can watch and help fourth-year students and the pathologist with cases.

"I joined the club when I started veterinary school," said Ms. Patterson.

"It provided a way to meet the pathology faculty and get involved in the department. I don't plan to specialize in pathology, but have decided to go into swine medicine because it will allow me to practice food animal medicine and still retain my pathology roots through necropsy on farm sites."

Building leaders

For Kacey Tweeten, joining the student chapter of the American Veterinary Medical Association (SCAVMA) offered the opportunity to develop leadership skills and participate in organized veterinary medicine. As the president of SCAVMA, Ms. Tweeten and her officers lead the largest student club at the college. "SCAVMA offers students the opportunity to take leadership roles and receive training that they will use for the rest of their lives,"

Unsung Heroes

A critical part of a veterinary student's life is the spouse or significant other who provides support and a life outside the profession. With a gender shift from male to female in veterinary schools, will the SCAVMA Auxiliary survive as a viable club?

"The auxiliary is very much alive within our veterinary college," said Jeremy Beyer, auxiliary recruitment chair and spouse of Melissa Beyer (VM-4). "The past few years have produced the largest membership on record. At our first meeting this year, we had 53 people attend, a record."

The auxiliary gets spouses and significant others involved in the veterinary college and provides them with a network to help them get through their student's four years. "Upperclassmen offer advice to other students and their spouses and significant others," Mr. Beyer said. "We also arrange class notes and tests to be shared among members."

Critical to the auxiliary's future, though, will be members. "We've devised a number of ways to attract membership, concentrating each year on the first-year students," Mr. Beyer said. "For those who continue their memberships into the fourth year, the auxiliary will pay a portion of the cost of the student's national board examination."

"The auxiliary is involved in many activities such as the Iowa Veterinary Medical Association conferences, the AVMA annual meeting, ISU tailgating at football games, and the annual Homecoming BBQ sponsored by the Veterinary Medicine Alumni Association at Iowa State."

"The original reason I started attending the auxiliary meetings was for the national board exam reimbursement," Mr. Beyer said. "But, as I worked with the group, the friendships I made became the reason I stayed a member. This is the final semester for Melissa, and I will still attend the auxiliary because of those friendships."

**Members of Omega
Tau Sigma celebrate
Halloween at their
Annual Carnival, 2005**

Ms. Tweeten says. "I enjoy doing my SCAVMA duties when I take breaks from studying. It gives me new challenges that I wouldn't have otherwise."

SCAVMA typically has three major meetings each semester. Speakers are chosen based on student recommendations and interests. Sometimes the speaker may be chosen for motivational or entertainment purposes, or for information about a current event. For students, sometimes the speaker's name may not come to mind right away, but the words spoken make a lasting impression. "One speaker during my freshman year said: 'This is not so much as a profession as it is a calling,'" Ms. Tweeten said. "I think that pretty much sums up the hard work, dedication and faith that all of us have in this career choice."

Students can also opt to join the Veterinary Ambassadors program at the college. As an ambassador, students gain invaluable experience in public relations, communications and leadership. Ambassadors volunteer to represent the college at alumni events, homecoming, open house events and community outreach programs such as 4-H Club youth conferences, science fairs and visits to area middle schools. They also give tours of the college. "Last year we received 190 requests for tours and had 1,300 visitors to the college," said Dr. Monica Howard, director of student programs at the college.

Networking and involvement with industry leaders

"I joined the student chapter of the American Association of Swine Veterinarians (SCAASV) to further enhance my education in swine-related issues and to get more involved in the swine industry," said Katherine Jones, president of the SCAASV.



"My most memorable experience as an AASV member would have to be traveling to Australia with the club as part of a study abroad course to study Australian swine production systems and disease management," Ms. Jones said. "Traveling abroad gave me a better understanding of the global hog market and alternative production practices."


The biggest upcoming event in 2006 for the AASV club members will be attending the national AASV meeting in Kansas City in March. Iowa State University's AASV club has more members than any other AASV club in the United States. "This year we have three student members presenting research in the student competition at the AASV meeting," Ms. Jones said.

Another student club, Veterinary Practice Builders Association, was created to help connect students with those who can help them succeed in the business side of veterinary medicine. "The club has organized two business conferences with national-level speakers to address practice management," said Dr. Kevan Flaming, instructional specialist and faculty advisor to the club. "The students were instrumental in lobbying to get a two-day presentation on animals and the law in January (see article on page 16). These

students know that success in veterinary medicine demands more than just medical knowledge. Veterinarians have to deal with and manage the people and financial sides as well."

Beyond veterinary medicine

Many students get involved in clubs for the community service projects. Omega Tau Sigma (OTS) events include an annual blood drive, Easter egg hunt for children, and its annual golf tournament for the Boy's and Girl's Club of Ames, Iowa. OTS is the professional veterinary fraternity at Iowa State and 15 other veterinary schools in the United States and Canada. The fraternity also is a social outlet, providing opportunities for friendship and camaraderie.

"Being involved with OTS has greatly enriched my life outside of the veterinary curriculum," said Ms. Abby Risius, president of OTS. "It provides students with opportunities to be involved in service events in the community and provides a reminder that there is a world outside of veterinary school. OTS is a unique club because our membership is not defined by a species or specialty interest; it brings together students from all grade levels and interests." 

HAIL TO T

Below: Dr. Steve Dullard with feline patient Tigger at his Ancare Veterinary Clinic in Mendota, Ill.



Right: Dr. Roger Mahr (standing) presides over a meeting of the AVMA Executive Board *Courtesy AVMA/R. Scott Nolan*



Four alumni of Iowa State University College of Veterinary Medicine find themselves in a unique position. Each is currently serving as president-elect or immediate past president of a national veterinary organization. Collectively, they represent all segments of the profession and its animal hospitals.

Busy practitioners all, it can be a challenge to juggle family, practice and organized medicine. For these veterinarians the challenges are made easier by their dedication and commitment to the profession and by the support of those at home.

“Time away to tend to the duties of the office always poses a challenge for the people staying at home,” said Dr. Tom Carpenter (‘80), president-elect of the American Animal Hospital Association. “I have a wonderful team both personally and professionally that allows me to do my best when I am at home or on the road.”

For Dr. Roger Mahr (‘71), president-elect of the American Veterinary

Medical Association, the next two years involves a full-time commitment. “Knowing the requirements of the office, I sold my practice and will look for another position after I complete my term,” Dr. Mahr said. “Although I sold the practice with mixed emotions, I was pleased to turn the practice over to young, enthusiastic veterinarians who were ready to assume practice ownership.”

The sacrifices that veterinarians make to assume leadership positions in organized veterinary medicine can be great, but the rewards are equally so. “Veterinarians do make a difference in society and people’s lives each day, whether it is in private practice, public service or education,” said Dr. Steve Dullard (‘86), immediate past president of the American Association of Feline Practitioners. “I can not think of anything more satisfying than giving my time to promote our small, but important, profession.”

“If you truly love the profession, you realize that you have to give back to a profession that has given you so much,” said Dr. Daryl

THE CHIEF!



Photo/Tracy Ann Raef



Left: Dr. Daryl Olsen (left), president-elect of the AASV, chats with Dr. Tom Gillespie during the association's annual meeting in March 2006 • Below: Dr. Tom Carpenter (center) poses with his staff at Newport Harbor Animal Hospital in Costa Mesa, Calif.



Olsen ('82), president-elect of the American Association of Swine Veterinarians. "To be involved in the leadership of the AASV and help guide the association is an honor."

"By serving organized veterinary medicine we not only strengthen our profession for the present, but also help ensure the strength of our profession for the future," Dr. Mahr said. "The true reward of serving is getting to know and work with colleagues across the country and throughout the world."

"Veterinary medicine is growing and changing at such a rapid pace both in the science and business aspects," Dr. Carpenter said. "Spending a little of my time to help address the issues of our future is time well spent. At AAHA, my focus is on companion animal care and our service to their owners. We are concerned about the growing fragmentation of our profession. It is important for all of our associations to assume the lead in being the voice of animal care and, when appropriate, regardless of species, work together."

"We've had many challenges during my presidency of AAFP that resulted in a focused purpose and commitment rarely seen in many organizations," Dr. Dullard said. "Veterinary medicine has been very good to me and I hope to have the same positive influence on my peers and the next generation of veterinarians that my mentors had on me."

"I am enthusiastic about our profession and the swine industry," Dr. Olsen said. "There are challenges ahead for our industry and the veterinarians who serve that industry. I'm excited about the opportunity to address those challenges."

Behind every veterinarian is a long line of mentors, family and friends who have influenced and supported their careers, in good times and bad. "Clients who have shown me the appreciation and admiration that lets you know you have an impact on their lives have been a profound influence," Dr. Dullard said. "I learn something from them every day. I feel I have the best job in the world." [ga](#)

COLLEGE

NEWS

Teaching Students to be **BUSINESS SAVVY**

James F. Wilson, III (photo below), DVM ('67), JD, and practice management consultant, delivered a two-day presentation covering animal law, contracts with clients and employers, and the legal use of drugs to third-year veterinary students. He and Dr. Don Draper ('66), associate dean for academic and student affairs, sat down during lunch to answer questions about business and veterinary medicine.

Are the veterinary colleges teaching business skills?

"Some colleges are doing a better job of it than others," Dr. Wilson said. "Veterinary schools are beginning to figure out that they need to teach something other than how their students become veterinarians. In my mind, they also have to teach them how to make a living. Some of us in the profession have argued that students can't practice what they've learned in school unless they can run an effective business. Veterinary colleges can graduate students with great science skills and a 4.0 GPA, but if they don't have any business, communications, management or interpersonal skills, the colleges may have wasted their educational efforts because the students are not going to be successful in life or as veterinarians."

How much training in business and communications do veterinary students receive at Iowa State?

"There are no required business courses in the Iowa State veterinary curriculum," Dr. Draper said. "We do have two popular elective courses, one in practice management and the other in veterinary entrepreneurship. The latter course covers the basics of purchasing or starting a private practice. Additionally, we do offer our students the opportunity to obtain an entrepreneurial minor while completing the DVM degree."

"We have a separate course in communications that is part of our Veterinarian in Society series," Dr. Draper said. "In the fourth-year community practice rotation, students interview a client during a session that is videotaped and critiqued. We have three people who have been trained by the Bayer Healthcare Communications which has an excellent communications course. We'd like to get a grant for additional funding to go the next step with standardized clients that students would interact with throughout the year."

What are the challenges that students and new graduates face with clients?

"They have a tendency not to listen to what the client says," Dr. Draper said.

"Veterinarians tend to focus on the patient, the animal," Dr. Wilson said. "In human medicine, the only equivalent doctors within the profession are pediatricians. Like veterinarians, they have to hone their listening skills because they, too, have to deal with third parties because their patients can't talk."

Dr. Wilson said, "I often ask my students: How many of you routinely see veterinarians take a history and do a physical examination at the same time?" Usually, forty percent of the hands go up. I then ask them how they think they can possibly get a good history and convince clients that they are listening, if they are doing an examination and not recording anything that was said.

How do you actively listen?

"You've got to back away, start writing down what the client is telling you. Paraphrase what they've said before you write it, and if the client nods his or her head, you write it in the record. Then, read back what you wrote to make sure it was correct."

What are some of the stresses new graduates face?

"The only segment of human health care that deals with death even close to the frequency with which veterinarians do is in oncology. The average physician sees very few patients die during the course of the year. And, they are not actively engaged in assisting with the death. In veterinary medicine, we face death 8-10 times more frequently than physicians do. That's stressful, especially when the death was brought about by the inadequate finances of the client."



Two Former Patients *Honored*


“One of the toughest things for most of our students is to communicate about money,” Dr. Wilson said. Primary care practitioners are much more sensitive to fees than are the specialists. Primary care veterinarians might expect the euthanasia ceiling to be somewhere around \$1,000 to \$1,500 and they may become nervous about client rejection when bills hit or exceed those ceilings. The tendency then is not to charge for everything that was done.”

What is the biggest mistake new graduates make?

“The biggest mistake new graduates and experienced practitioners make is failing to further their education in business and communications after veterinary school,” Dr. Wilson said. In my experience, only about 30 to 40 percent of practitioners seek some form of business education after graduation. That’s why for so many of them, the only thing they know about business is the way the practitioner did it for whom they worked or from whom they bought the practice.”

What topics do you teach in your course materials covering animals and the law?

“Students learn about many of the changes that are occurring in the law regarding animals and how rapidly the legal environment is changing. They also learn something about their state and local laws and how to apply them to the cases they see.”

“In the area of business law, I teach them the 28 ingredients that they should look for when negotiating their employment contracts. I tell students that they can’t even begin the job hunt process until they know what their personal financial needs will be after they graduate and must start paying back their student loans. In many of the schools at which I teach, students are required to develop a personal budget using the Veterinary Pet Insurance sponsored one on the Colorado State Web site, www.cvmb.colostate.edu/vth/dlee/finsim as their template. If the salary and benefits that are offered are insufficient to pay the bills, then they need to figure out how to lower expenses or increase their income. In other words, students need to understand their needs and wants before they ever start interviewing for a job or negotiating an employment contract.” 

It was an exciting night for two former VTH patients when the American Kennel Club honored five canines for excellence. The recipients of the 2005 Awards for Canine Excellence were honored at the AKC National Championship in Tampa, Fla., on Jan. 14 and 15.

Search and Rescue Dog Gibson

In the category of Search and Rescue, Gibson, a bloodhound owned by Karen Leshkivich, DVM, of Cazenovia, New York, took top honors. Dr. Leshkivich, a 1994 graduate of the University of Tennessee College of Veterinary Medicine, started training Gibson when he was seven weeks old. Three years later, Gibson became a member of the Wilderness Search and Rescue Team of Central New York.


With his highly developed nose and dogged determination, Gibson has been a much-sought-after team member in searches for lost people, Alzheimer’s patients and others.

In 2005, the elbow injury that Gibson sustained when he was a year old had worsened to the point where the severe swelling could lead to the amputation of his leg. Dr. Leshkivich flew Gibson to Iowa State University’s Veterinary Teaching Hospital for a total elbow replacement. Dr. Michael Conzemius, orthopedic surgeon and leading researcher in the area of elbow replacement, performed the surgery that saved Gibson’s leg and allowed him to continue his work as a search and rescue dog.

K-9 Officer Reno

Well-known in the Des Moines area and state of Iowa, K-9 Officer Reno stood in the national spotlight to receive the Award for Canine Excellence in the category of law enforcement.

On Oct. 20, 2004, Des Moines Senior Officer Tim Nading could only watch as his K-9 partner Reno was critically wounded in the crossfire between officers and a suspect. Reno, doing the job he was trained to do, went into the woods to search for a suspect who had shot a man. He found the suspect but was shot several times in the back and over the right stifle, resulting in a comminuted fracture of the right patella.

Reno was transferred to the VTH where orthopedic surgeon Dr. David Mason placed a transarticular external fixator on Reno’s leg. The prognosis for Reno’s return to work was guarded. But, four months later after extensive rehabilitation at the VTH with Joanna Hildreth, Reno returned to active service. 



Top: Dr. Karen Leshkivich with Gibson, a search and rescue dog who was recently honored by the AKC for canine excellence *Photo/Leshkivich* **Below:** Des Moines Officer Tim Nading gives Reno a hug during the AKC National Championship after Reno receives the club’s Award for Canine Excellence. *Photo/Mary Bloom, Copyright/AKC*



Welcome

Program Coordinator Joins Communications and Events Planning Team

On Feb. 15, 2006, Mr. Tom Ligouri (above right) began his duties as the college's program coordinator. Mr. Ligouri's experience in marketing, communications, constituent relations and management will expand the college's communications and events planning capabilities.

Previously, Mr. Ligouri was a program coordinator with Iowa State University Extension, directing its Life in Iowa internship program. He also was director of external relations at Iowa State's College of Engineering where he developed and coordinated a relationship management program for strategic corporate and industrial partners and increased their engagement with the college. Mr. Ligouri also brings experience from

his employment in the utility sector, having served the manager of commercial and industrial marketing for Alliant Energy.

"Growth in faculty and students, building renovation and construction, and new program development make this an exciting time to be part of the College of Veterinary Medicine," Mr. Ligouri said. "Communications, marketing and events can provide important support for these activities, and I am looking forward to contributing to the continued success of the college as a leader on and off campus."

Mr. Ligouri has a bachelor's degree in journalism from Iowa State University and has completed the University of Michigan Utility Executive Education Program. 

New Development Officer Joins College

On March 1, 2006,
Mark Wunder
(opposite page


left) joined the College of Veterinary Medicine as executive director of development. For the past two years, Mr. Wunder served as the assistant dean for external relations at the University of Iowa College of Law. Prior to that, he was the director of development for the college, where he was instrumental in completing the law school's \$33 million portion of the university's \$1 billion campaign.




Mr. Wunder received a bachelor's degree (1984) and law degree (1987) from the University of Iowa. For 11 years, he was a practicing attorney in Des Moines and Kansas City before entering the development field.

His father, Robert, was a 1951 graduate from Iowa State University's College of Veterinary Medicine.

"The Iowa State College of Veterinary Medicine has enjoyed a tremendous reputation for excellence throughout its history," Mr. Wunder said. "I am looking forward to working with alumni and friends of the college to generate the private financial support needed to ensure that current and future members of the College of Veterinary Medicine community enjoy the same opportunities for excellence that have been the hallmark of veterinary medical education at Iowa State."


In addition to his fundraising responsibilities, Mr. Wunder will also oversee the veterinary college's communications and event planning team.

For information about the college's gifting opportunities, interested persons may contact Mark Wunder at (515) 294-8562 or e-mail him at mwunder@iastate.edu. 



College's 125th Anniversary Booklet Wins Award

The College of Veterinary Medicine's 125th anniversary commemorative booklet won the Excellence in Graphic Design Award from the Council for Advancement and Support of Education, District VI that includes member institutions from eight states. The awards were announced by the council in January 2006.

The award-winning booklet contains the highlights of the college's 125-year history. It was prepared for the college's 125th anniversary gala held in April 2005. Limited copies of the booklet are available. For a copy, please contact Tracy Ann Raef at traef@iastate.edu. 

College Offers New Risk Assessment Course

Iowa State University is among the first in the nation to offer a course in risk assessment for the biological sciences. The graduate course, Risk Assessment for Food, Agriculture and Veterinary Medicine, is offered by the Department of Veterinary Diagnostic and Production Animal Medicine and the Department of Agronomy.

According to Dr. Scott Hurd, co-instructor and professor of veterinary diagnostic and production animal medicine, risk assessment involves connecting the chain of events that lead to a negative health impact in a way that estimates the probability of that harm or risk occurring.

“Risk assessments provide policy-makers scientific information to use in making decisions,” Dr. Hurd said.

The course teaches students how to interpret the risk of adverse incidents in situations such as transgenic contamination, the occurrence of salmonella in food and other agricultural or biological situations.

Risk assessment methodology has been used for years in other disciplines. Iowa State is among the few to apply it to the biological sciences, particularly food and veterinary medicine.

Students taking the course will be required to develop their own risk assessments in their areas of interest and review assessment case studies. Examples of assessments students are likely to create include the impacts of antibiotic resistance on the food supply and the likelihood of bacteria existing in food.

The course is the first in an envisioned three-course series. The other courses will cover risk assessment, risk analysis, and policy formation. 



Photo/Calmar Courier

Dairy Veterinarian Joins Iowa State University


Dairy veterinarian **Bruce Leuschen** joined Iowa State University as the university veterinarian in January 2006.

As the university veterinarian, Dr. Leuschen provides care and services to the Iowa State livestock farms. He will also help teach the dairy production medicine courses in the animal science curriculum and coordinate and assess the food animal internship and preceptorship programs in the College of Veterinary Medicine.

“Dr. Leuschen is an exceptional dairy practitioner who brings a complete package of food animal production, veterinary medicine, and surgical skills to Iowa State University,” said Patrick Halbur, DVM, PhD, interim chair of the veterinary diagnostic and production animal medicine

department. “His appointment adds depth and strength to our production animal team at the university.”

Dr. Leuschen received his veterinary degree in 1983 from Iowa State University. For the past 22 years, he has been a practitioner in northeast Iowa, most recently as a co-owner and staff veterinarian at the Postville (Iowa) Veterinary Clinic.

He is active in veterinary and producer associations, including serving as past president of the Jackson County and Dubuque County Veterinary Medical Associations. He is a member of the Iowa Veterinary Medical Association, the American Veterinary Medical Association, the American Association of Bovine Practitioners, and the National Mastitis Council. He also served on the Jackson County Dairy Promotion Board from 1986 to 1991. 

ALUMNI NEWS

Thompson Receives 2005 Special Service Award

Dr. Samuel W. Thompson ('46) was named the recipient of the 2005 Special Service Award by the Veterinary Medical Alumni Association at the College of Veterinary Medicine at the University of Illinois. The Special Service Award annually recognizes an outstanding individual who has made significant contributions to the veterinary profession and/or the University of Illinois' veterinary college.

Dr. Thompson is the chairman of the board of directors of the C. L. Davis, DVM, Foundation, an organization of over 4,000 members around the world who have an interest in veterinary and comparative pathology. The organization's mission is to advance the study of the diseases of animals and the comparison of diseases manifested by diverse species of animals.

Upon accepting the award, Dr. Thompson told the audience that the success of the foundation is due to the more than 120 veterinarians who have served as its officers and faculty and have collectively donated more than 70,000 hours of their time to the foundation.

After graduating from Iowa State University College of Veterinary Medicine in 1946, Dr. Thompson served in the U.S. Army, achieving the rank of chief of the department of veterinary pathology at Walter Reed Army Institute of Research and senior veterinary pathologist at the Armed Forces Institute of Pathology. From 1967 to 1980, he managed the pathology department at CIBA-GEIGY Pharmaceuticals. During his career he held teaching appointments at Iowa State University, Colorado State University and Georgetown University, and was a frequent consultant to the Surgeon General of the U.S. Army. Dr. Thompson is a board-certified veterinary pathologist. [ga](#)

Dr. Samuel W. Thompson, center, receives the 2005 Special Service Award from Dr. Herbert Whiteley, dean of the University of Illinois College of Veterinary Medicine, and Dr. Wanda Haschek-Hock, professor of pathology at the university. *Photo/University of Illinois*



Griffiths Installed as Wisconsin VMA President



Photo/Wisconsin VMA

Dr. Daniel Griffiths ('81) assumed the presidency of the Wisconsin Veterinary Medical Association at its annual convention in October 2005.

He will serve as president for one year.

Dr. Griffiths is a partner at the Brownsville/Lomira Small Animal Clinic with his wife, Marthina (Marty) Greer, DVM. The practice is limited to dogs and cats, with a special interest in canine reproduction. Dr. Griffiths was previously in a traditional dairy practice from 1981 to 2004.

He has been a member of the Wisconsin VMA since 1982. He is also a member of the American Veterinary Medical Association, American Association of Bovine Practitioners, and the Northeast Wisconsin VMA.

Dr. Griffiths has held various leadership positions with the Wisconsin VMA, including serving on the Executive Board, Legislative Committee, and the Awards and Recognition Committee. In 1995, he received the Wisconsin VMA's Meritorious Service Award. [ga](#)



Photo/Adam Patridge

Kelpé Elected President of **SCVMA**

Dr. Ronald Kelpé ('84), Rancho Santa Margarita, Calif., was elected 2006 president of the Southern California Veterinary Medical Association. He was installed into office Jan. 21, 2006, at a ceremony held in Tustin, Calif.

As SCVMA president, Dr. Kelpé will lead the organization in planning and executing various association programs. He has been an active member of the SCVMA since 1989, and chaired its council for two years.

Dr. Kelpé practices small animal medicine at the Santa Margarita Animal Care Center in Rancho Santa Margarita. [ga](#)



Photo/SCVMA

CHI Elects Juelsgaard to Board of Directors

Dr. Stephen Juelsgaard ('75) was elected to the board of directors of California Healthcare Institute, a nonprofit public policy research organization representing more than 250 biotechnology, medical device, diagnostics and pharmaceutical companies.

Dr. Juelsgaard is the executive vice president, general counsel, secretary and chief compliance officer of Genentech, a leading biotechnology company based in California. Prior to joining Genentech in 1985, Dr. Juelsgaard practiced law for three years after graduating from Stanford Law School.

In 2004, Dr. Juelsgaard was recognized by the Iowa State University College of Veterinary Medicine as the recipient of the Stange Award, the college's highest award honoring distinguished alumni. [ga](#)

Johnson

Receives Outstanding Service Award

Dr. Tom Johnson ('71) received the 2005 Outstanding Service Award from the Veterinary Medical Alumni Association at Iowa State University. The outstanding service award is given to an individual or individuals who have provided exceptional service to the VMAA or to the alumni of Iowa State's College of Veterinary Medicine.

Dr. Johnson is the executive director of the Iowa Veterinary Medical Association. Prior to his appointment as executive director in 2002, Dr. Johnson was a small animal practitioner for 24 years in Spencer, Iowa. He is the recipient of the 2003 President's Award from the IVMA and the 2005 recipient of the Switzer Award in Veterinary Medicine from the College of Veterinary Medicine. [ga](#)

in memoriam

The Iowa State University College of Veterinary Medicine wishes to express its sympathy and condolences to the families and friends of the following alumni:

1930s

Virgil H. McKasson ('39)

Mundelein, Ill.; died Aug. 17, 1993

Chester E. Guthrie ('38)

Wilton, Conn.; died June 6, 2005

Frank J. Linn ('38)

Sheffield, Iowa; died June 10, 2005

Robert O. Rydell ('34)

Turtle Lake, N.Dak.; died Nov. 12, 2005

Robert M. Buck ('30)

Belle Fourche, S.Dak.; died May 9, 2005

1940s

Melvin J. Swenson ('43)

Des Moines, Iowa; died Nov. 12, 2005

Raymond K. Brant ('41)

Ft. Dodge, Iowa; died Aug. 23, 1998

William H. Dreher ('40)

Shawano, Wisc.; died May 20, 2005

1950s

Orville M. Juhler ('59)

Harlan, Iowa; died Sept. 30, 2005

William B. Redman Jr. ('56)

Anita, Iowa; died Dec. 17, 2004

Leiland Heidorn ('56)

Kewanna, Ind.; died Mar. 29, 2005

Jestin E. Ober ('51)

Live Oak, Fla.; died July 11, 2005

Robert A. Moore ('50)

Mesa, Ariz.; died Oct. 14, 2005

1960s

Bruce W. Van Zee ('66)

Oakland, Iowa; died Oct. 6, 2005

1970s

Allen L. Jenny ('74)

Stratford, Iowa; died Oct. 28, 2005

Emergency and Critical Care Symposium

June 8-10, 2006

Iowa State University

Presentations:

Stabilizing the trauma patient

Respiratory distress

Traumatic abdominal injury

Traumatic head injury

Management of the cardiac patient

Endocrine emergencies

Management of acute renal failure...
and more

Symposium includes a laboratory session on multi-lumen catheter placement, nasal oxygen, chest tube, intraosseous catheter, esophagostomy tube ... and more

Symposium Faculty:

Dr. Elizabeth Streeter, DACVECC

Dr. Elizabeth Rozanski, DACVIM,
DACVECC


Dr. Soren Boysen, DACVECC

Registration due May 30, 2006

16 CE credits for entire symposium

For more information visit:

<http://www.vetmed.iastate.edu/ce/>
or e-mail Sandy Popelka at
spopelka@iastate.edu



FACULTY

NEWS

Pathology Professor Receives Award for Teaching



Dr. Amanda Fales-Williams receives teaching award from Iowa State University President Gregory Geoffroy

She’s been a faculty member for just three and a half years, but she’s already made an impact at the College of Veterinary Medicine at Iowa State University.

Dr. Amanda Fales-Williams was recognized for her efforts with the Iowa State University Foundation Award for Early Achievement in Teaching. Dr. Fales-Williams, an assistant professor of veterinary pathology, was recognized for her creative use of computer technology to bring experiential and real-world learning to her courses in the clinical pathology and necropsy rotations.

Speaking about the award, Dr. Fales-Williams said, “The Early Achievement in Teaching award from the ISU Foundation tells me that I’m on the right track. It was a vote of confidence from experienced educators from a variety of disciplines at this university, as well as mentors and colleagues from outside the university who were contacted for reference letters. I’m very humbled by that, because part of why I teach is to repay the many excellent teachers I’ve had during my life, from grade school through graduate school.”

Education runs deep in Dr. Fales-Williams family, having grown up as the daughter of a veterinary college professor and elementary school teacher and principal. She even married a classmate, Dr. William Williams, a small animal practitioner in Des Moines.

“From the perspective of an educator, I’m stunned by the reality of how much information our students, my classmates and colleagues must synthesize in order to do our jobs,” Dr. Fales-Williams said. “With the explosion of new computer tools that are available, new teaching strategies seem limited only by my time and imagination. The research literature in this area is very new, and I’m excited to be part of the group that will contribute to this body of knowledge. I’ve been very fortunate that Iowa State University recognizes the scholarship of teaching and learning as a relevant area of research; not all universities do.”

As a veterinarian, Dr. Fales-Williams had a variety of disciplines from which to specialize. She chose veterinary pathology. “Who could turn down the glamorous lifestyle of a pathologist?” Dr. Fales-Williams said. “Seriously, I got hooked as a little girl by watching the television show *Quincy*. From a young age, I haunted the necropsy floor at the Veterinary Medical Diagnostic Laboratory at the University of Missouri, mainly because my father, who still serves as the bacteriologist there, would alert me to any equine necropsy. The pathologists there were very kind to let a goofy kid hang around for these events.”

Dr. Fales-Williams received a BS in zoology from the University of Kentucky (1991), earned a veterinary degree in 1995 from the University of Missouri and a PhD from Iowa State in 2000. Dr. Fales-Williams is a diplomate, American College of Veterinary Pathologists. 📧

Kanthasamy

named to Lloyd Professorship

Anumantha Kanthasamy, PhD, whose biomedical research has advanced scientific understanding of the link between Parkinson's disease and agrochemicals, has been named W. Eugene and Linda R. Lloyd Endowed Professor in Iowa State University's College of Veterinary Medicine.

Dr. Kanthasamy's appointment to the three-year professorship was announced Nov. 4, 2005, by Iowa State President Gregory Geoffroy at a ceremony held at Reiman Gardens.

Dr. Kanthasamy

is a professor of biomedical sciences, director of the Parkinson Disorders Research Program and chair of the interdepartmental toxicology graduate program at Iowa State. For 15 years, he has pioneered research on the health effects of environmental toxicological agents on the central nervous systems. Much of his work concentrates on the role of agrochemicals and other environmental factors in the development of disorders like Parkinson's disease.

"Dr. Kanthasamy is making significant advances in our understanding of serious neurological disorders such as Parkinson's disease, and in developing therapies and treatments for these disorders," President Geoffroy said. "By awarding him the Lloyd Professorship, with its additional resources to support his research, he will be able to accomplish much more in this important effort and help the millions of people who suffer from these disorders. This is why endowed faculty positions are so important to our university and our society, and we are deeply indebted to Eugene and Linda Lloyd for creating this one."

Before joining the faculty at Iowa State in 1999, Dr. Kanthasamy was a faculty member at the University of California, Irvine. He earned his doctorate in biochemistry in 1989 from the University of Madras, India.

Dr. Kanthasamy leads a large research program supported by the National Institutes of Health. He has published extensively and has served as a reviewer for several scientific journals, including *Journal of Neuroscience*, *Journal of Neurochemistry* and *Journal of Pharmacology and Experimental Therapeutics*. He lends his experience to the NIH where he is a permanent member until 2008 on the panel that reviews grant proposals in neurotoxicology and has served on a special panel that reviews new research on the links between environmental factors and Parkinson's disease. [eal](#)



Photo/Bob Elbert

The LLOYD PROFESSORSHIP

Dr. W. Eugene Lloyd and Linda R. Lloyd established the professorship to broaden the college's toxicology program into specialized areas such as risk assessment of environmental health hazards. Dr. Kanthasamy is the third holder of the professorship.

"The W. Eugene and Linda R. Lloyd Endowed Professorship was established in 1993 for the purpose of supporting research in toxicology and food safety," Dr. Lloyd said. "It was previously awarded to two very well-qualified veterinarians. We are indeed very pleased

Photo/Bob Elbert



that a scientist so outstanding as Dr. Anumantha Kanthasamy has been named for this award. Animals and mankind will benefit from his research."

Dr. Lloyd has two degrees from the College of Veterinary Medicine. He received his DVM in 1949 and PhD in 1970. From 1970 to 1982, he was a professor of veterinary pathology in the college. He is the founder, chairman and CEO of Lloyd, Inc., Shenandoah,

Iowa, which develops and manufactures pharmaceutical and nutritional products for animals and humans. The Lloyds live in Fort Myers, Fla. [eal](#)

STUDENT

NEWS

WVC Awards

scholarships

Abigail Risius, a third-year veterinary student from Iowa State University, was recently named the winner of a scholarship from the Western Veterinary Conference Student Scholarship Program. A total of 31 third-year students received the award, representing each of the U.S. and Canadian veterinary colleges. In addition to receiving a \$2,500 scholarship, each student received a \$1,000 stipend to attend the 2006 Western Veterinary Conference, Feb. 19-23, in Las Vegas.



“I feel very honored to receive the Western Veterinary Conference Scholarship and look forward to representing Iowa State,” Ms. Risius said. “I’m also excited about the opportunity to attend such a remarkable conference with students from the other veterinary colleges.”

Ms. Risius is the president of Omega Tau Sigma, a professional veterinary fraternity. Currently, she is the OTS

recruitment co-chair. She also chairs OTS alumni relations. In addition, she is the student representative to the Iowa Veterinary Medical Association. “I believe strongly in the importance of organized veterinary medicine and being able to serve students and IVMA members means a lot to me,” Ms. Risius said.

During breaks from school, Ms. Risius works at her father’s mixed practice clinics in eastern Iowa. She also volunteers at the Quad City Animal Welfare Center in Milan, Ill.

Scholarship winners are selected by the award committees of the 31 veterinary colleges based on leadership and need. The WVC scholarship and trip to the conference is one of the most sought-after awards. The WVC is one of the country’s largest veterinary conferences. [vca](#)



Clockwise: A group of students have an afternoon meeting with **Dr. Karen Kline**, associate professor; **Ali Powers**, VM-4, preps equine patient Sandy for her pneumonia treatments; **Lisa Ruzzi**, VM-4, checks up on Tessa; **Aaron Wilson and Stacey Sampson**, VM-4s, confer with Dr. Kim Langholz; **Melissa Beyer**, VM-4, with Bubba during his dermatology examination

Student Life at the VTH



125 Years...

and the best is yet to come!



Since we celebrated the 125th anniversary of the Iowa State University College of Veterinary Medicine, the pace of change has been accelerating!

We are ...

- Adding students to help meet the growing needs of our profession and optimize the facilities we now have.
- Adding facilities in our largest expansion since the current complex was built in 1976. We will be increasing our physical space by 25 percent!
- Adding faculty so that students experience the excellent education that has turned out so many leaders in veterinary medicine throughout our history.
- Adding the financial capabilities we need to recruit and retain excellent faculty and staff.

IOWA STATE UNIVERSITY College of Veterinary Medicine

It all adds up to an exciting vision ... building on our tradition of excellence in people, facilities and service, and in developing leaders in practice, education and research.

If you would like to join us in making this vision a reality, contact Mark Wunder, Executive Director of Development, at mvwunder@iastate.edu, or 515-294-8562.



IOWA STATE UNIVERSITY

College of Veterinary Medicine
Ames, IA 50011-1250

Return Service Requested