

gentle Doctor

Spring 2008 • Volume 22, No. 2

SWIMMING
with the
SHARKS



IOWA STATE UNIVERSITY
College of Veterinary Medicine

Spring Cleaning

CONTENTS

FEATURES

- 5 | Q&A with
Dr. Eldon Uhlenhopp
- 8 | Helping Cows One
Foot at a Time
- 12 | Swimming with
the Sharks

IN EVERY ISSUE

- 4 | Message from
the Dean
- 17 | News
- 23 | In Memoriam

Next in line for the ISU
Student chapter of the AVMA
biannual dog wash.
Photo/Tracy Ann Raef

NEW NAME

What's in a building name? Plenty when it comes to accurately describing the work that goes on inside. The Veterinary Teaching Hospital is now officially the Dr. W. Eugene and Linda Lloyd Veterinary Medical Center (VMC), following approval by the Board of Regents, State of Iowa.

The new name better describes the full veterinary medical teaching, research and service missions of the hospital and clinic portions of the College of Veterinary Medicine facility and more clearly conveys the significant role the hospital plays as a referral center for practicing veterinarians in Iowa and the region.

Printed materials will change gradually, so you may see both names for awhile.



Ceiling work continues as final phases of the building project are completed.

LOOKING MORE LIKE HOME

By Tom Ligouri

It has been a busy winter. After nearly two years of construction, the Dr. W. Eugene and Linda Lloyd Veterinary Medical Center construction project is near completion.

“We expect the building to be essentially complete in mid-July,” said Dr. Eldon Uhlenhopp, associate dean for outreach and operations and chair of the college’s Building Steering Committee. “Excellent summer and fall weather enabled contractors to close in the building and complete exterior concrete work ahead of wet weather that started in late fall. This


eliminated muddy conditions that typically slow outdoor work in the spring. Plans are being finalized to move services and people with the least possible disruption.”

The 105,000-square-foot, \$48 million project is becoming more usable by the day. Faculty and department offices are complete except for data and phone connections that will be made over the summer prior to move-in.

Contractors are completing first floor interior spaces with wall and floor coatings and making mechanical systems operational. A maze of wires, pipe

and ducting, and lighting, control and diagnostic and treatment infrastructure are rapidly disappearing above ceilings.

Going Green

Five rain gardens located around the building site will capture natural rain and snow water runoff from hard surface areas. A sustainable, environmentally friendly system of specially selected plants and their root structures will remove impurities from the water in a natural process as it moves through the watershed areas. 



Photo/Greg McKay, Sirius Productions, LLC

ON THE COVER

Dr. Gerald Pribyl ('80) outside the Shark Reef Exhibit at the Mandalay Bay Resort in Las Vegas, Nevada. | See story on page 12

Office of the Dean(515) 294-1250
Office of Development(515) 294-8562
Veterinary Medical Center
 Small Animal Clinic.....(515) 294-4900
 Large Animal Clinic(515) 294-1500
Veterinary Diagnostic Laboratory(515) 294-1950
General College Information.....(515) 294-1242

gentle Doctor

Spring 2008 Volume 22, No. 2

The Gentle Doctor is published three times a year by the College of Veterinary Medicine for alumni and friends of the college.

EditorTracy Ann Raef
DesignJessica Hamilton, Ann Staniger

We welcome your suggestions, comments, and contributions to content.

Correspondence should be sent to:
Editor, The Gentle Doctor
College of Veterinary Medicine
Iowa State University
2526 Veterinary Administration
Ames, IA 50011-1250

Telephone: (515) 294-4602
E-mail: traef@iastate.edu
Web site: www.vetmed.iastate.edu

Iowa State University does not discriminate on the basis of race, color, age, religion, national origin, sexual orientation, gender identity, sex, marital status, disability, or status as a U.S. veteran. Inquiries can be directed to the Director of Equal Opportunity and Diversity, 3210 Beardshear Hall, (515) 294-7612.

Message

FROM THE DEAN

Dear Alumni and Friends,

Remember those key turning points that have occurred . . . events, accomplishments, happenings . . . and changed your direction and maybe even your life?

I can point to my third quarter freshman grade point in the preveterinary program that gave me confidence that I was going to make it into the veterinary college. Successfully performing my first bovine c-section and intramedullary pinning of a fractured femur gave me the assurance that I was prepared to serve. When I became comfortable saying, 'I do not know,' I was confident in my professional opinion.

Recently, I was asked how I would rank my first three and a half years as dean on a scale of one to 10. This was a tough question for me. Self-evaluations have never been easy, but it was a good question and brought to mind some exciting turning points here at Iowa State.

Where We Were:

Three and half years ago we were on limited accreditation. Successive budget cuts had reduced faculty positions, reduced infrastructure to support what we had, and limited our ability to recruit and retain the people. Deferred maintenance was showing in all aspects of the building and our educational process. We had limited resources and limited ability to raise needed money.

Where We Are:

We are enjoying full accreditation, growing faculty numbers and a record year in both research awards and fundraising. Phase I of the Dr. W. Eugene and Linda Lloyd Veterinary Medical Center is within a few months of completion. We have implemented the professional program with the University of Nebraska-Lincoln. Your college has come a long way in a short time, thanks to the collective efforts of faculty, staff, students, donors, alumni, the Board of Regents, central administration and the Iowa legislature and Iowa Veterinary Medical Association.

Where We Are Going:

We are within reach of closing the Kresge Foundation million-dollar challenge grant. We are developing plans for Phase II that will double the size of our small animal hospital. We will dedicate the new building on October 18. Our program is aligned with the Association of American Veterinary Medical Colleges foresight analysis for the future of veterinary medical education. We are attracting top-quality new faculty and able to retain faculty members who are critical to our future success. We have a flexible plan to grow and stabilize our budget at record levels, and it is working.

My answer was:

I am not ashamed of where we've been.
I am proud of where we are today and what we have done.
I am excited about where we are going.

I hope you share in my pride and excitement. When I visit with other deans and faculty from around the country, I realize how fortunate we are to be in a position to grow our college and its programs. That isn't the case everywhere.

Thank you for all you've done for the college, all that you are doing and all that you will do. I hope to see you on October 18 for the dedication, if not before.

Dr. John U. Thomson, Dean
College of Veterinary Medicine



Photo/Bob Elbert

What are the primary responsibilities of your position as associate dean?

A major component of my job is overseeing issues involving the facilities at the college. I work with our facilities manager, Brian Adams, and faculty and staff on what we need to do to remodel or build new structures.

I'm also responsible for the college's informational technology systems. Josh Mack is the manager of that unit and he has first-line responsibility. Classroom instruction at the college has become much more visual, using computer technology in the classes and laboratories. So the facilities

important economically. We have a good deal of expertise to share.

What do you enjoy most about your position?

Everything that I'm involved in has the opportunity for growth. That's exciting.

Although I don't have a lot of student interaction in my current position, I still have some, and the students' optimism and energy is contagious. I still enjoy meeting and working with students.

Speaking of students, what's the most remarkable change you've seen in student education at Iowa State?

Dr. Eldon Uhlenhopp, Associate Dean for Outreach and Operations and Professor in the Department of Veterinary Diagnostic and Production Animal Medicine



Dr. Eldon Uhlenhopp is a 1972 graduate of Iowa State University College of Veterinary Medicine and Diplomate of the American College of Veterinary Preventive Medicine. Prior to joining the faculty at Iowa State in 1984, he was a mixed-animal practitioner in Aplington, Iowa. He was named associate dean for outreach and operations in January 2008.

and IT component of my job is tightly intertwined.

In the area of outreach, I oversee the implementation of distance education and international programs. Our international program is not a large program, but it's an important program that helps us keep a global view of veterinary medicine. Right now we are growing our international focus. We have faculty who are placing more importance on this area. We're continuing to develop institution agreements around the world, regaining the stature we had decades ago. It is a college-wide effort. Most veterinary colleges don't have the emphasis on international programs that we do, but there are six or eight others that do because of their geographic location or have the area as part of their strategic plan, like us. Agriculture and animal production is something we do well in Iowa, and globally those areas are very

Our college's ability to capitalize on computation, i.e., digital imaging and use of IT. We recognize the benefits that digital imaging can bring to our student learning. Our faculty in the Veterinary Medical Center recognizes how useful IT can be in sharing the diagnosis and reporting back to referring veterinarians. Our Veterinary Diagnostic Laboratory has implemented reporting systems that help veterinarian clients see test results quickly.

The whole IT area is a huge difference from when I was a student. During my first year, two classmates and I would come in each night to take Polaroid shots of the 2 by 2 slides our anatomy instructors would share. That was our IT – digital imaging system.

Another change since I was in veterinary school is the huge cost of education. As a teaching institution, we need to be as efficient as possible in order to make that education cost-effective.

What is a challenging aspect of your job?

Because of limited resources, the college has fallen behind. From the standpoint of facilities, we don't have the facilities that we need. It's a big challenge. Even now the resources aren't plentiful, but they are better than they were 10 years ago. That's our major challenge. Our second challenge is planning strategically and communicating effectively. We're going through rapid, comprehensive change at the college. It's very important that we are effectively communicating – to our faculty, staff, students, alumni and the public.

What do you hope to accomplish in the next few years?

That the college has updated facilities and a cogent plan for future facilities. I hope our master facilities plan will be consistent with our

strategic plan. If we're successful with that, it's a major accomplishment. Whether we stay true to either plan, is not the point. That we correlate the two and they say the same thing is what's important. We're on track to do that.

What do you want people to know about the college?

That we're moving forward. We have a strong tradition, but we have our eyes focused on a new future. The fundamental component of the land-grant institute is the tripartite mission and we can demonstrate progress in all three areas – our research productivity is up, our teaching productivity is up and strong, (our assessment group will demonstrate what our strengths are and where we need to strengthen), and our outreach has always been strong. This is going to be a veterinary college that people can rely on.



Photo/Tracy Ann Raef

Dr. Michael Wannemuehler

Researchers hunt for better vaccines

By Dan Kuester, ISU News Service

A team of Iowa State University researchers is examining a new vaccine method that may change the way we get vaccinations.

Michael Wannemuehler, PhD, and his team of researchers at the College of Veterinary Medicine are hoping to find a way to produce vaccines that work better, use smaller doses and require only one trip to the doctor's office.

Traditionally, injectable vaccines have often been prepared from killed bacteria. The vaccinated person's immune system then learns to recognize the bacteria as a threat and consequently builds up defenses against it. Then, if the individual is exposed to the live version of the infectious agent, his or her body is already prepared to defend itself.

Dr. Wannemuehler's research is focused on the use

of just a part of the bacteria – a protein – as a vaccine, instead of the entire bacteria, coupled with novel polymers that will be used to deliver these vaccines. This combination of new approaches will allow vaccine doses to be smaller, safer and induce fewer side effects.

“As we move away from using whole bacteria, we're going to more molecular approaches with purified proteins or portions of proteins,” said Dr. Wannemuehler, a professor of veterinary microbiology and preventive medicine. “What these technologies should allow us to do is, instead of injecting 100 units to get protection, we can inject one unit, for example.”

Dr. Wannemuehler's research targets the bacteria that causes plague, a disease that's rare in the United States, but is still found in other parts of the world.

Using select proteins of the bacteria coupled with unique polymers can reduce the amount of vaccine needed as well as costs for shipping and storage. That makes the vaccine economically feasible for areas at a great distance, such as Africa, where vaccines can be difficult to obtain. Also, vaccinating a large population can be difficult if more than one dose or injection is required. In places where doctors are scarce, locating and vaccinating patients can be difficult. In addition, having the same patients return for their booster vaccinations can be even more complicated.

“Another aspect is the hope that this would be single dose,” said Dr. Wannemuehler. “We hope we can get a robust response with one dose.”

And there will likely be uses beyond the plague. “If this

technology works here,” said Dr. Wannemuehler, “it's completely transferable to any protein, with minor changes.”

Dr. Wannemuehler is working with BioProtection Systems Corp. of Ames, Iowa, on this research. BPSC hopes to supply lower-cost vaccines to government agencies for use where the plague is still a threat.

“We are thankful that the Iowa Values Fund supports our collaboration with Iowa State University and allows us to combine our broadly applicable vaccine technology with theirs for the development of more effective vaccines,” said Joe Lucas of BPSC, located at the Iowa State University Research Park.

The research is being supported by a Grow Iowa Values Fund grant from the State of Iowa. ■

HUMAN-Animal BOND is a PAWSitive Motivator

Veterinary students Kristen Obbink (left), Josh Project co-chair, and Amanda Beyer (right) present Haley Holbert with a Josh kit. Haley is a patient at the University of Iowa Children's Hospital.



Photo/Danelle Carley

Veterinary students at Iowa State University have found a way to help young children using the strong connection between children and animals. By participating in the Josh and Friends project, created by Dr. Randy Lange ('75), students provide care and comfort to hospitalized children in the community and promote the human-animal bond and veterinary medicine.

The Josh Project was established in 1994 when Dr. Lange wanted to prepare his then eight-year-old daughter for a tonsillectomy. Not finding any material explaining hospitalization and surgery to youngsters, Dr. Lange used what he knew about the power of the human-animal bond to develop a kit to prepare youngsters. The kit consists of a stuffed animal re-creation of Dr. Lange's golden retriever and the book "I'll be OK." The easy-to-understand book explains a hospital experience that includes surgery. The main characters are Josh, a golden retriever who undergoes surgery, and Dr. Rick, who explains what to expect when hospitalized. Dr. Rick is named for Dr. Lange's twin brother, Dr. Rick Lange ('75) who passed away.


"The human-animal bond is important to healing," said Danelle Carley (VM1), co-chair of the Josh Project student organization at Iowa State. "The Josh Project is a good way for us to show that animals can help children cope with being hospitalized."

Since forming the student organization in fall of 2007, veterinary students have raised \$2,600 to purchase Josh kits that are

delivered by the students to hospitalized children. For every kit purchased, a donation is also made to a local Children's Miracle Network hospital so the funds remain in Iowa.

Although many hospitals have strict rules about stuffed animals, the University of Iowa's Children's Hospital in Iowa City, Iowa, allows the veterinary students to distribute the kits. "Delivering the kits to the children is a wonderful experience, so we really appreciate the Children's Hospital allowing us to distribute the kits," Danelle said.

A child-life specialist at the Children's Hospital decides which children will receive the kits, focusing on the three- to five-year-old age group. During the visit, the child-life specialist takes the students around the hospital to deliver the kits. "The children are happy to receive the kits, especially the stuffed dog," Danelle said. "Their faces just light up."

A future small animal practitioner, Danelle wants to continue to help her community after she graduates. "Any impact that a person can make in their community is important," Danelle said. 

Interested in participating?

The Josh Project Committee is seeking veterinarians who would like to support the project, either through the donation of funds for kits or to help distribute kits at hospitals. For more information, contact Danelle Carley at dcarley@iastate.edu

Helping Dairy Cows *One Hoof at a*

Returning from winter break early isn't something most veterinary students willingly want to do. But 70 Iowa State veterinary students opted to do just that to attend a two-day workshop on bovine hoof care presented by Florida veterinarian, Dr. Jan Shearer (OSU '75).

For dairy producers in Iowa and across the country, bovine lameness is a significant health problem and one of the most costly health problems affecting dairy cows. "Although veterinarians have made great strides in reproductive performance on dairies, there are areas such as foot care where veterinarians can be involved that will also help dairies improve," Dr. Shearer said.

At smaller dairy farms, veterinarians often work on lame cows, so students need to know how to corrective trim, which is taught by most veterinary schools. "On larger dairies, foot trimmers are used," said Dr. Pat Gorden, dairy clinician at the College of Veterinary Medicine. "Our students need to learn how to work effectively with foot trimmers so they can approach owners and managers as a team to implement preventive measures on the dairy. The hoof care workshop was a first step in teaching students about hoof care so they can add value to their clients' dairies once they are in practice."

"It was a great hands-on opportunity for students," said Emily Buss, VM3, treasurer of the ISU student chapter of the American Association of Bovine Practitioners and workshop organizer. "The workshop lectures by Dr. Shearer were phenomenal." The workshop was attended by veterinary students representing all four years of the professional curriculum. For many first-year students, it was the first time they could learn and practice procedures that have practical application. "The hoof trimming wet lab was a great opportunity to get out of the classroom and do some hands-on learning," said Colin Yoder (VM1). "Everyone got to practice as much trimming and blocking




*Above: Tab Pigg of Vettec helps Wendy Thomas (VM2).
Below: Mark Gerber of Zinpro demonstrates hoof trimming techniques to John Thomas (VM3) and Angie Shemek (VM3).*



Time

as they wanted and there was plenty of help available to students during the lab sessions. Dr. Shearer's lectures not only covered hoof trimming, but many aspects of lameness (locomotion scoring, epidemiology, causes, hoof physiology and pathology of disease). His lectures really helped to draw everything together and show why proper balance and prevention of lameness is so important for cow comfort, production, and welfare."

ISU dairy clinicians plan to hold more foot trimming sessions on a regular basis with smaller numbers of students.

"To come to Iowa State and see 70 students turn out for a laboratory on their break just amazes me," Dr. Shearer said. "It speaks for the college, its food animal program and its veterinary students. This type of event is one of the most rewarding things I do." 

CURRENT RESEARCH

Prior to the beginning of the student wet lab, the dairy faculty from the college had their own two-day training session on bovine foot trimming. This training was held in preparation for research trials which will be starting soon. These projects will be in conjunction with Bou-matic and the University of Maryland, utilizing the Step Matrix product marketed by Bou-matic. The design of the new ISU Dairy lends itself to be utilized for several types of lameness research.

THANK YOU

This seminar was generously supported by:

Monsanto Dairy Business
Pfizer Animal Health
Vettec
Zinpro

Dr. Jan Shearer helps veterinary students (from left) Emily Buss (VM3) and Angie Holbrook (VM3) learn the techniques of bovine hoof trimming. Photo/Tracy Ann Raef



Fourth-year veterinary students spend a year in clinical rotations. Many students use their electives and free weeks to pursue externships and preceptorships. Below are some of the experiences from the Class of 2008.

TRAVIS HARGENS

"In May 2007, I spent two weeks at a progressive, multiple-doctor veterinary clinic in southwest Iowa. My career focus is food animal medicine, and the Audubon-Manning Veterinary Clinic exceeded my expectations for practical large animal experience. For two weeks there were no typical days, each was different and interesting. Every day began with the question "What do you want to learn today?" With four exceptional veterinarians, Drs. Bob Bloome, Jodie Pettit, Dan Longfellow and Tom Ulrickson, I had the opportunity to have clinical experiences in equine, bovine and swine medicine.

On many occasions, I relied on my classroom education to help solidify the concepts between books and clinical practice. My most memorable case occurred when I got to take the lead on treating a young lamb that had a graphic incident with a foreign body. The foreign body penetrated through the midline of the tongue down through the skin then rostrally splitting the mandibular symphy-



MARYKATE IANNACONE

"I spent two weeks in July at Best Friend's Animal Sanctuary in Kanab, Utah, on a grant from Maddie's Fund. Maddie's Fund helps veterinary students to gain experiences in shelter medicine otherwise not available to students. I spayed/neutered 30 animals, including a couple rabbits. The sanctuary is unique in that it is able to provide extensive medical care to all the animals that are accepted. Besides dogs and cats they also accept birds, rabbits, horses, pigs, goats, sheep and guinea pigs.

Best Friends has three full-time veterinarians, one who mostly does large animal work. I was given the opportunity to work wherever I was interested. Because the sanctuary is so large, the veterinarians run an ambulatory service visiting the different animal sites as requested by the caretakers. Overall, this was an incredible experience, and one that confirmed my desire to be involved in shelter medicine after graduation. I would like to thank Dr. Claudia Baldwin at ISU for her help with applying for a Maddie's Fund grant."

MICHELLE PINNEY

Large Animal Clinic in Littleton, Colo., and 10 days at the Iowa State Fair in Des Moines. I learned a lot of things and met some great people along the way. My time in Texas went by very quickly as the practice was quite busy. They worked primarily on cutting horses and rodeo horses, with a few pleasure horses and race horses thrown into the mix. I did get a lot of practice observing lameness examinations and also seeing routine surgeries. Most of the weekend hours were jam-packed with emergencies, from lacerations to colics. It was a very interesting practice with a niche market of clients.

My next externship was at Littleton Large Animal Clinic. This clinic is well known for outstanding clinicians who did not disappoint. The practice saw a wide diversity of horses. The majority of horses were hunter/jumper horses with some working quarter horses,

pleasure horses, and pet horses. The clinic offered educational rounds with the clinicians. We were also assigned to follow a different doctor each day, thereby allowing each of us to learn different approaches to cases.

My third externship was at the Iowa State Fair in Des Moines with Drs. Keith Miller and Bruce Leuschen. This was an outstanding experience. Part of the time we worked with the state veterinarian to check health papers and do inspections on animals that were there for exhibition. We also collected urine for routine drug testing of the champions and random

CHERYL EIA

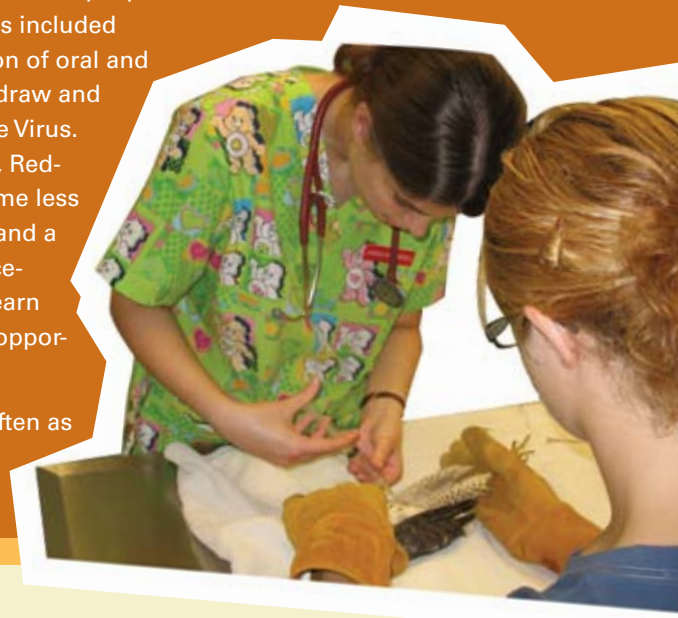
sis. The lamb was anesthetized, and we began debriding the bones and surrounding tissue that remained. After realigning the mandible using stainless steel wire, I then sutured the tongue and surrounding skin back together. Recently, I learned that the lamb which only weighed about 30 pounds at the time of surgery, made it to market weight. I feel very fortunate to have spent time at a practice like Audubon-Manning Veterinary Clinic. There is no doubt that this and similar preceptorships have helped me prepare for a career in large animal practice."

"This fall I did a preceptorship with the USDA's Food Safety and Inspection Service. Dr. Ginger Kennicker was instrumental in coordinating the activities. I chose to do this preceptorship because of my interests in food animal medicine veterinary public health. My goal was to gain an understanding of the federal meat inspection process and how it relates to food production and public health. I spent three days at the Tyson Fresh Meats Plant in Waterloo, Iowa, where I had in-depth exposure to the federal inspection process. I accompanied the inspectors as they performed their inspection protocols and learned about particular concerns at each stage of processing. The Waterloo facility houses three different processing operations. It was very educational to move between the different operations and compare the food safety protocols

JANESSA BUTTERFIELD

"In August of this year, I spent two weeks at the Raptor Rehabilitation Center at the University of Minnesota in St. Paul. During this time I was able to work with over 100 live raptors. Most of these raptors were injured birds brought into the clinic, but I also saw a few falconry raptors and treated and worked with some of the teaching raptors at the clinic. My duties included administration of subcutaneous fluids, hand and tube feeding, administration of oral and injectable drugs, wound management and assisting surgeries. I also got to draw and evaluate blood samples and assist with sample preparation for the West Nile Virus. Some of the most common species I got to work with were Cooper's hawks, Red-Tailed hawks, bald eagles and great-horned owls. I also got to work with some less common species including the Saw Whet Owl, Peregrine Falcon, Gryfalcon and a Merlin. I was able to scrub in and assist with several intramedullary pin placements in broken wings and legs. It was an excellent opportunity for me to learn how to handle and treat such large birds of prey, and gave me an excellent opportunity to learn about the various medicinal formulations for these species.

After graduation I want to be able to treat and work with avian patients as often as I can. I find the birds of prey to be the most fascinating and am considering working solely with birds upon graduation."



tests from other classes. However, most of our time was spent seeing sick or injured animals. Drs. Miller and Leuschen did an excellent job of discussing these cases with the students. It was interesting to see how the rules of competition and the short time until slaughter for most animals all played into how we could treat these sick or injured animals.

Overall, I obtained a lot of real-world experience from a lot of different practitioners. They were all very enthusiastic about teaching students. "

and concerns of each operation. The other two days of my rotation were spent in Mason City and Ames, where I visited five different processing plants. While visiting the plants, I was able to learn about each plant's Hazard Analysis and Critical Control Points plans, and learn how they are implemented. I also had the opportunity to meet with enforcement and investigations assessment officers and a consumer safety officer and learn about their roles in the inspection and enforcement processes. The preceptorship offered a wide range of experiences and provided me with a good understanding of the federal inspection process as it applies to a variety of products and types of processing operations. " █



SWIMM

Wearing his chain protective suit, he sits quietly submerged in a corner of the aquarium watching the sharks as they swim. At any time, there can be as many as 10 to 12 sharks nearby swimming towards him, turning away at the last minute.

It's not the environment that Dr. Gerald Pribyl imagined practicing veterinary medicine when he was a veterinary student. But he couldn't be happier taking care of the marine animals at the Shark Reef Exhibit at the Mandalay Bay Resort in Las Vegas.

"It's surreal," Dr. Pribyl said of the unique job he has. "Not many veterinarians have gone from small animal practice work to marine animals."

Dr. Pribyl practiced small animal medicine in Las Vegas for six years after he graduated from Iowa State University in 1980, before building his own practice, Gentle Doctor Animal Hospital in Las Vegas. He is a charter member of the American Board of Veterinary Practitioners. He got involved in aquatic animals about eight years ago when he received a telephone call from the Mandalay Bay asking if he was interested in doing some veterinary work for its Shark Reef Exhibit. He was. And, over the course of a year, San Diego Sea World veterinarian, Dr. Tom Reidarson (UC-Davis '85), went to Las Vegas to train Dr. Pribyl and his partner Dr. Chris Yach (COL '87). Soon after, Drs. Pribyl and Yach established the Veterinarian Aquarium Group, a six-veterinarian practice limited to aquatic medicine. "Working on aquatic animals is similar to small animal practice, but the physiology is different and the handling

Fast Facts About Sharks:

- Class of Chondrichthyes (cartilaginous fishes)
- More than 470 species
- Live 20–30 years

MINING

with the

SHARKS



Dr. Gerald Pribyl (80) with a sea turtle at the Mandalay Bay Resort Shark Reef Exhibit in Las Vegas.

is completely different,” Dr. Pribyl said. Although Dr. Pribyl works with a variety of marine animals such as crocodiles, sea turtles, Komodo dragons and piranhas, his favorite patients are the sharks.

The sharks at Mandalay Bay are particularly well-fed, says Dr. Pribyl, which is important in predator tanks. “Sharks don’t want to expend energy to chase something if they know they are going to get fed,” Dr. Pribyl said. At the Shark Reef Exhibit, they are fed three days a week, with each shark having its own feeding station. Dr. Pribyl and the caretakers know when a shark isn’t eating. If a shark isn’t eating, it is targeted so they can do diagnostics on it. “Sharks don’t show illness until they die. We try to look for subtle signs of illness, such as missing a meal, changes in swim patterns or changes in skin color.” When a shark needs to be examined or needs treatment, it’s caught when it goes to the feeding station. A shark catch may include as many as 10 people, each with a particular assignment. The team has only one chance to catch the targeted shark. Once the shark is targeted, it’s caught in a net and the net is placed on a stretcher and transported to a holding tank. Dr. Pribyl explains that they don’t like to keep the large sharks netted more than 20 minutes.

Once the shark is in the tank, Dr. Pribyl and his team may work on it while it is awake with manual restraints or they may

anesthetize it by putting anesthesia in the water. A larger shark can be placed on its back so its snout can be held. “The shark goes into a hypnotic state when it’s in that position,” Dr. Pribyl said. Ultrasounds and blood draws are done without anesthesia and oxygen is bubbled over the gills so they can breathe. When anesthesia is used, the shark is placed in a recovery tank before it is released back into the aquarium. Dr. Pribyl does rounds twice a week during feeding times to observe the animals in the exhibit. “For the sharks, we’ll occasionally treat skin problems, liver disorders, and deliver pups. Sometimes a shark will have a prolapsed cloaca and we’ll go in surgically to replace it.”

Every species of animal in the Shark Reef Exhibit has a veterinary care protocol. Large sharks are given a snout to tail fin examination every three years. Crocodiles are examined yearly, and blood levels of the sea turtles are checked every four months to make sure they aren’t deficient in Vitamin D. “Many aquatic places use a herd-health approach,” Dr. Pribyl said. “Because our training is in small animal medicine, we consider each individual fish as a patient.”

“Working at the Shark Reef is exciting and challenging,” Dr. Pribyl said. “The caretakers at the Shark Reef do an amazing job of handling the different species for us. It’s a pleasure to work with such skilled and dedicated people.” ■

Looking for Feedback in all the Right Places

Advisory group provides student perspective on food supply veterinary medicine

As a former practitioner and diagnostician, Dr. Patrick Halbur ('86) was trained to listen to the customer. When he became the chair of the Veterinary Diagnostic and Production Animal Medicine Department at the college, he kept that same focus.

"Our most important customers are our students," Dr. Halbur said. "They want this college to have the pre-eminent, comprehensive program in food animal medicine." With that goal identified, Dr. Halbur organized the VDPAM student advisory group to provide feedback and suggestions to enhance the food animal medicine curriculum at Iowa State.



Members of the Department of Veterinary Diagnostic and Production Animal Medicine Student Advisory Group take a tour of the large animal area of the Dr. W. Eugene and Linda Lloyd Veterinary Medical Center currently under construction. Photo/Tracy Ann Raef

2007-2008 VDPAM Student Advisory Group

Jennifer Christensen	Dustin Roth
Tyson Dinslage	Angela Shemek
Nate Hansen	Rik Smith
Thomas R. Hansen	Chere Stephen
Travis Hargens	Brent Volker
Maggie Hoenic	Jess Waddell
Patrick Hoffmann	Kim Wellendorf
Brandi Huddle	Colin Yoder
Emily McDowell	Dr. Pat Halbur
	Dr. Jim West

"The group meets once a month to discuss curriculum and the future of veterinary education at Iowa State," said Angie Shemek, VM3 and member of the advisory group. "We discuss what training we are lacking that would better prepare us for a career in food animal medicine."

One area that the students identified was more training in basic and advanced nutrition. A course was developed and implemented the next semester by Dr. Shaun Sweiger. "Based on student feedback, the course was successful but could be improved, and the instructor did what was necessary to redesign and further improve it for the next semester," Dr. Halbur said. "We put a high value on the course evaluations

that the students complete and the feedback from our advisory group."

"The advisory group also talks about ways to expand our education beyond the walls of the building," Angie said. The summer programs in beef, dairy and swine production medicine were designed to give students hands-on experience. The department also has a clinical foundations course that runs as a week-long, intensive course in food animal production using the facilities at Iowa State and the University of Nebraska-Lincoln. In addition to course evaluations, the advisory group is involved in the hiring process for VDPAM faculty.


"The students are committed to being the best they can be," Dr.

Halbur said. "And, it's our job to get them into positions to have the types of experience that will get them there."

Members of the advisory group represent all four classes of the professional curriculum. First-year student Thomas Hansen says that openness is encouraged at the monthly meetings and the food animal faculty members are open to the students' opinions and suggestions. Future members are recommended by current members of the group and recommendations are also sought from class leaders.

"It's activities like the advisory group that reinforce why I'm here," Tom said. "Being a member has been exciting and motivating. As a first-year student, I've had

an opportunity to get to know upperclassmen and some of the professors. I want to keep those relationships since I'll want to contact them after I graduate."

"It's a long process to see changes implemented in most advisory groups," Angie said. "But that's not the case in VDPAM. We get to see our suggestions and ideas put into practice while we are in school. It's great to see change implemented based on student needs and wants. It makes me proud to be at Iowa State." 

Angie Shemek is a third-year student from Columbus, Neb. Her focus is mixed-animal medicine. Thomas Hansen is a first-year student from Audubon, Iowa. He is interested in practicing mixed-animal medicine in the Midwest.

FROM THE SENIOR DEVELOPMENT DIRECTOR'S CHAIR

Jeff Spielman,
senior director
of development,
with Dr. Cary
Christensen,
co-chair of the
college's campaign
committee.

Photo/Ann Staniger

T

his year has been transformational. We've had the largest gift in the college's history and we have more than doubled any year's production in our history. In doing so, it is important to remember that every gift counts. We have had almost 4,000 gifts to the renovation and new addition project to the Dr. W. Eugene and Linda Lloyd Veterinary Medical Center (VMC). Our largest group of gifts is between \$100 and \$250. We had over 1,250 of those gifts which have allowed us to complete Phase I of our project. We are very close to completing the prestigious Kresge challenge early and receive our \$1 million match. With all of these great things happening we still have many fundraising goals. We are committed to increasing endowed faculty positions, upgrading the VMC facility, and growing student scholarships.

As we complete Phase I, we need to fill the VMC with state-of-the-art equipment. Additionally, we will move non-stop into Phase II and the small animal upgrade and hospital renovation which will turn our facility into one of the top college and Veterinary Medical Centers in the country. Being an ex-college basketball coach, I can equate this to a 30-win season and to making it to the Final Four; but, we still have work to do. I feel like we are graduating our starters but we have lots of people ready and able to step forward and help us next year. We will need all of you to help us no matter how large or small the gifts.

Remember, every gift counts! Iowa State With Pride and Purpose.

Best regards,



Jeff Spielman
Senior Director of Development
Spielman@iastate.edu



Dr. Joe ('57) and Isabelle Krichel
Naples, Florida

DONOR Snapshot

"We believe that it's important for alumni to help provide up-to-date facilities for our students. It is hard to believe that our 'new' veterinary complex is now more than 30 years old and in need of upgrading to keep up with modern technologies and advancements in veterinary medicine. We will always be indebted to Iowa State University for allowing us to be part of the wonderful profession of veterinary medicine."

Naming Opportunities AT THE


DR. W. EUGENE AND LINDA LLOYD VETERINARY MEDICAL CENTER

The College of Veterinary Medicine has multiple possibilities for naming opportunities in the Lloyd Veterinary Medical Center. The total gift can be pledged for up to three to five years and use multiple asset options to maximize charitable gift deductions. To learn more about how you can create a living legacy through a naming opportunity, please feel free to contact the college's development staff at (515) 294-8562.

Advanced Imaging Suite	\$500,000
1.5 Tesla MRI	NAMED
Standing MRI	NAMED
Equine Radiology	\$70,000
CT Suite	\$75,000
Nuclear Medicine	NAMED
Nuclear Medicine Isolation	NAMED
Large Animal and Equine Surgery Suite	\$750,000
Equine Standing Surgery	\$170,000
Surgery	\$110,000
Soft Tissue Surgery	\$130,000
Orthopedic Surgery	\$200,000
Intensive Care Unit Suite	\$300,000
Neurology Stall	NAMED
ICU Nurses Station	NAMED
Receiving Area	\$10,000
Mare/Foal Stalls (4)	\$20,000/each
Large Patient ICU (2)	\$20,000/each
Adult ICU (2)	\$15,000/each
Patient Isolation Suite	\$250,000
Office	\$20,000
Treatment	\$50,000
Large Patient Ward (2)	\$35,000/each
Patient Wards	\$25,000

Large Animal Suite	\$500,000
Small Ruminant Pen	NAMED
Circular Pen	\$15,000
Holding Pen	\$5,000
Breeding Soundness and Cryogenics	\$65,000
Large Animal Surgery	\$170,000
Standing Surgery	\$170,000
Large Animal Wards (3)	\$5,000/each
Equine Suite	\$770,000
Reception/Waiting Area	NAMED
Reception Office	NAMED
Equine Receiving	NAMED
Equine Check-In	NAMED
Client Conferences	NAMED
Exam Room	\$50,000
Student Laboratory	\$30,000
Rounds Rooms (2)	\$20,000/each
Wards (34)	\$5,000/each
Holding Pens (9)	\$5,000/each
Mare/Foal Stalls (2)	\$7,500/each
Treatment Rooms (4)	\$20,000/each
Faculty Office Suite	\$500,000
Offices (50)	\$12,000/each

SINGH NAMED SALSBURY CHAIR IN VETERINARY MEDICINE

Ravindra Singh, PhD, was recently named the John G. Salsbury Chair in Veterinary Medicine. During a ceremony at Reiman Gardens on February 8, Iowa State University Executive Vice President and Provost Elizabeth Hoffman presented Dr. Singh with a chair medallion. Dr. Singh is an associate professor of biomedical sciences at the college. The appointment is for a three-year term. The John G. Salsbury Chair is named for a leader in veterinary biologics who graduated from Iowa State in 1940. 

Photo/Bob Elbert



ISU ASSOCIATE PROFESSOR NAMED U.S. DEPUTY UNDERSECRETARY OF AG FOR FOOD SAFETY

Iowa State University Associate Professor Scott Hurd was selected by the U.S. Department of Agriculture as the agency's deputy undersecretary for food safety. Dr. Hurd, a senior epidemiologist in the College of Veterinary Medicine who has performed extensive analytical research on food risks and food safety, was surprised by his selection.




"I got this call out of the blue from a person from the Presidential Personnel Office," said Dr. Hurd. "I was surprised. Before I agreed to do it, I asked to see a job description." He then sent his résumé, traveled to interviews, went through background checks and security screenings, and finally received a job offer. Dr. Hurd said his responsibilities will be to advise the undersecretary of agriculture on food safety issues, and deal with "risk-based inspection, which is right up my alley," he said. Risk-based inspection is performing inspections when there is likelihood of food-borne illness.

Dr. Hurd also had the veterinarian credentials the USDA was looking for. Dr. Hurd's new boss at the department, Dr. Richard Raymond, is a medical doctor. The USDA was seeking a veterinarian to get "the other side of the food safety issue,"

*Dr. Scott Hurd,
U.S. Deputy
Undersecretary
of Agriculture
for Food Safety*

Photo/USDA

Dr. Hurd said. Dr. Hurd's appointment will expire on Jan. 20, 2009, when the next president takes office. Dr. Hurd has no plans to continue after that date.

"I like what I'm doing at Iowa State," he said. Among his duties at Iowa State, Dr. Hurd is a guest lecturer for a course in science and public policy, and the knowledge he'll gain from a year in Washington will be beneficial to him and his students, he says. "After this experience, I'll just be able to do my job better," he said. 


NOLAN NAMED ASSOCIATE DEAN FOR ACADEMIC AND STUDENT AFFAIRS

Dr. Lisa Nolan was appointed associate dean for academic and student affairs this fall.

Dr. Nolan joined the college faculty in 2003 as chair and professor of the Department of Veterinary Microbiology and Preventive Medicine. Since that time, she has served as interim chair of the veterinary diagnostic and production animal medicine and as executive chair of the college.

Dr. Nolan comes to Iowa State from North Dakota State University-Fargo, where she was an associate professor in veterinary and microbiological sciences and director of the Great Plains Institute of Food Safety. She researches bacterial diseases that infect production animals, especially, *Escherichia coli*, (*E. coli*). Dr. Nolan is the author of many research publications, and was a distinguished educator in the Blue Key National Honor Society in 2001.

Dr. Nolan received doctoral (1992) and master's (1989) degrees in medical microbiology, and a DVM (1988) from the University of Georgia-Athens. She earned a bachelor's degree in biology from Valdosta State College, Ga., in 1975.

She replaces Dr. Don Draper, University Professor, and Dr. David R. Trask, professor in entrepreneurial studies, who held the position since April 2004. Dr. Draper has returned to a faculty position in the Department of Biomedical Sciences and will continue to develop the college's entrepreneurial studies program. 

PORK CHECKOFF HONORS DR. JAMES McKEAN WITH DISTINGUISHED SERVICE AWARD




Photo/National Pork Board

Lynn Harrison (left), president of the National Pork Board, presents Dr. Jim McKean with Distinguished Service Award

Dr. James McKean was recognized as the 2008 Distinguished Service Award recipient by the Pork Checkoff. Dr. McKean is a University Professor at Iowa State University, an Extension veterinarian focusing on swine and the associate director of the Iowa Pork Industry Center. He received the award at the National Pork Industry Forum in St. Louis, Mo., March 6-8, 2008. The Distinguished Service Award is given annually to recognize the lifelong contribution to the pork industry of an outstanding leader.

"Jim certainly has a passion for the industry, but the thing that's also very evident whenever Jim is in a meeting is that there is a level of passion for the producer and for the farm and for the veterinarian that works on the farm," said Dr. Paul Sundberg, vice president of science and technology for the Pork Checkoff. "All of those things work together and he always brings to the table the perspective of whether it will work for all producers, locally and then what affect will it have on the entire industry."

Disease control and eradication became not only areas of interest, but areas of intensive work for Dr. McKean. He authored peer-reviewed articles on subjects ranging from mycoplasmal pneumonia, to coronavirus antibodies, to campylobacter enterocolitis and salmonella infections. He also was a pivotal player in the eradication of pseudorabies in Iowa and the United States. 

Alumni NEWS

Iowa State Students and Alumni Recognized by AASV

Iowa State University students and alumni received awards and scholarships during the American Association of Swine Veterinarians' annual meeting held March 8-11, in San Diego, Calif.

Student Scholarships

Four Iowa State University veterinary students were the recipients of scholarships awarded by the American Association of Swine Veterinarians Foundation based on their presentations during the AASV Student Seminar.

Jennifer Arnold, Jess Waddell, and Gavin Yager received \$2,500 scholarships and Tyson Dinslage received a \$1,500 scholarship.

Thirty-three veterinary students representing 15 universities submitted abstracts for consideration. From those submissions, fifteen students were selected to present during the annual meeting. Judges representing private practice, academia and industry selected the recipients on the basis of communications skills in the writing of the abstract and the presentation of the case report, and on applicability of the research to swine medicine.

Hogg Memorial Scholarship

Dr. Christa Irwin was named the 2008 recipient of the American Association

of Swine Veterinarians Foundation Hogg Scholarship.

Established in 2008, the scholarship is named for Dr. Alex Hogg, who was a leader in swine medicine and pursued a master's degree in veterinary pathology after 20 years in a mixed-animal practice. The scholarship, in the amount of \$12,000, is awarded annually to an AASV member who has been accepted into a qualified graduate program to further his or her education after years as a swine practitioner.

Dr. Irwin is an adjunct instructor in the Department of Veterinary Diagnostic and Production Animal Medicine at Iowa State University. She is pursuing a master's degree in veterinary preventive medicine, focusing on epidemiology. She received her veterinary degree from Kansas State University.

Previously, Dr. Irwin was a staff veterinarian at Murphy-Brown, LLC, managing the Missouri farrow- to-feeder pig and multiplication operations for six years. From 1998 to 2001, she was employed by Pig Improvement Company.



Photo/Tracy Ann Raef

Iowa State veterinary students receive scholarships for their presentations made during the AASV Student Seminar on March 9, 2008, in San Diego, Calif. From left: Jess Waddell (VM2), Tyson Dinslage (VM3), Gavin Yager (VM2) and Jennifer Arnold (VM3).

Dr. Irwin has specialized training in foreign animal disease from the Plum Island Animal Disease Laboratory in Plum Island, N.Y. She also completed an externship in large dairy herd health management at the University of California-Davis and two externships in feedlot herd management in Alberta, Canada, and Holdrege, Neb.

Heritage Award

Dr. Roy Schultz ('60) was named the 2008 recipient of the American Association of Swine Veterinarians Foundation Heritage Award. The award recognizes individuals who have lifelong outstanding achievements in swine veterinary medicine.

continued on next page



Photo/Dr. Gary Schultz

Dr. Roy Schultz, 2008 AASV Heritage Award recipient

(continued from pg. 19)

For nearly 50 years, Dr. Schultz has been a leader in veterinary medicine. It's often difficult to summarize a lifelong career but three words best describe Dr. Schultz – pigs, people and passions. It is his commitment to swine producers, their pigs and the industry that has earned him an international reputation and recognition.

Dr. Schultz began his veterinary career as a private practitioner in Avoca, Iowa. For 20 years, he cared for and treated both small and large animals. It was in the 1960s when swine medicine changed from vaccinations to complete herd health care that Dr. Schultz decided to devote his career to swine medicine. He was one of the charter members of the newly established American Association of Swine Practitioners (now AASV).

In 1998, Dr. Schultz turned over his practice to his son, Gary, and partner, Dr. Jim Hoffmann, and became a swine consultant, serving both U.S. and international clients. His original research into *Haemophilus pleuropneumoniae* and *Actinobacillus pleuropneumoniae* garnered him international recognition and expert status on several international committees. He continues to be a frequent speaker at veterinary and producer meetings.

Throughout his career, Dr. Schultz has been a lifelong learner. Having received his veterinary degree from Iowa State University in 1960, he later pursued a master's degree in veterinary microbiology and preventive medicine (1981). He is a diplomate in swine health management by the American Board of Veterinary Practitioners (emeritus).

Dr. Schultz is a past president of the AASV, and has served on numerous committees of the AASV, the American Veterinary Medical Association, and the U.S. Animal Health Association. In 2007, he was recognized as one of 10 Masters of the Pork Industry. He has earned several awards from the AASV including Swine Practitioner of the Year, Howard Dunne Memorial Award, and the prestigious Howard Dunne Lecturer. Dr. Schultz was the first recipient of the Science in Practice Award from Iowa State University College of Veterinary Medicine and the Stange Award for Meritorious Service in Veterinary Medicine from Iowa State. He is the only foreign veterinarian to have been named Venezuela Swine Practitioner of the Year.

Howard Dunne Memorial Award

Dr. Greg Stevenson ('79) was honored with the 2008 Howard Dunne Memorial Award. The award recognizes an AASV member who has made important contributions and provided outstanding service to the association and the swine industry.

A well-respected swine diagnostician, Dr. Stevenson rose through the academic ranks at Purdue University to be head of pathology at the Animal Disease Diagnostic Laboratory in 2002. He was a professor and swine pathologist until 2007 when he retired from the university to pursue a second career in full-time Christian ministry with Collegiate Impact Ministries.

Prior to joining the faculty at Purdue University in 1990, Dr. Stevenson was an adjunct instructor of veterinary pathology at Iowa State University for three years. From 1985 to 1987, he was the vice president of production and research for NOBL Laboratories in Iowa.

An Iowa native, Dr. Stevenson received his DVM (1979), MS (1981) and PhD (1990) from Iowa State University's College of Veterinary Medicine. In 1991, he was board-certified in veterinary pathology by the American College of Veterinary Pathologists.

Early in his career, Dr. Stevenson was a mixed-animal practitioner in Victor, Iowa, and a swine practitioner in Ireton, Iowa.

An accomplished author, Dr. Stevenson has written over 120 articles, abstracts and book chapters for peer-reviewed journals and non-peer-reviewed publications on swine diseases. He has been a frequent lecturer at state, regional and national veterinary meetings. ■

Alumni Recognized by Nebraska Veterinary Medical Association

Two Iowa State University alumni were recently honored by the Nebraska Veterinary Medical Association during its annual convention held in Lincoln, Neb., Jan. 24-26, 2008.

Distinguished Service Award

Dr. Bruce Brodersen was recognized for his service to the association with the Distinguished Service Award.

Dr. Brodersen is a native of Nebraska, having grown up on a diversified farm in northeast Nebraska. He received his DVM from Iowa State University in 1983 and was in a predominantly swine mixed-animal practice in north central Iowa for a short time. He received his master's degree and PhD from the University of Nebraska. Dr. Brodersen is an associate research professor and has been on the faculty as one of the pathologists at the University of Nebraska-Lincoln Veterinary Diagnostic Center since he received his PhD in 1996. He was instrumental in developing the immunohistochemical test on skin biopsies for detecting cattle persistently infected with bovine viral diarrhea virus.

He is recognized worldwide for his work with BVD diagnostics and adapting the immunohistochemistry technique to formalin samples.

Dr. Brodersen is very active in the profession. His memberships include the Academy of Veterinary Consultants, American Veterinary Medical Association, NVMA, and the American Association of Veterinary Laboratory Diagnosticians. He has 14 publications in refereed journals, 16 publications in proceedings, and 64 other publications and presentations.

Veterinarian of the Year


Dr. Robert Stout was honored for his dedication to the profession with the Veterinarian of the Year award.

Dr. Stout, a Kadoka, South Dakota native, is a 1971 graduate of Iowa State University. Following graduation he moved to Alliance, Neb., joining the staff at Alliance Animal Clinic with Drs. Raymond Brandt and Richard Jagers. He became partner in 1973 and now shares ownership in Alliance Animal Clinic with Drs. Clint Kesterson and David Ylander. He has a special interest

in feedlot medicine, practice management and mentoring students in veterinary medicine and veterinary technology.

He has been actively involved with the NVMA and its District VII. He has served as president of the NVMA, served on the Board of Directors, worked with numerous committees including the Continuing Education Committee, Practice Management and the University Liaison Committees.

Dr. Stout has also shown his leadership and commitment to veterinary medicine with creating and maintaining the NVMA Centennial Scholarship Foundation. He has served as a board member, president and currently is the treasurer of the Foundation. Numerous students have benefited directly from his and other NVMA members' foresight.

Dr. Stout is active in various other professional organizations. He is a member of the AVMA, AABP, the Academy of Veterinary Consultants, and the Academy of Rural Veterinarians. 

ACVM HONORS ROSS WITH AWARD OF EXCELLENCE


Dr. Richard Ross ('59) was the recipient of the President's Award of Excellence at the 2007 meeting of the American College of Veterinary Microbiologists (ACVM) in Dec. 2007. ACVM President Dr. Jim Roth ('75) presented the award.

In presenting the award, Dr. Roth commended Dr. Ross on his outstanding contributions to the ACVM and most notably his documentation of the 40-year history of the college. Dr. Ross is a diplomate of the ACVM, and was in the first group that sat for the board examination. He has served the ACVM in a number of capacities for the 40 years that the college has been in existence.

Dr. Ross is recognized internationally for his research on swine respiratory diseases. He is especially noted for his pioneering work on mycoplasmal bacterial organisms.

During Dr. Ross' 40-year career at Iowa State University, he was a full professor and served as dean of the veterinary college from 1993 to 2000. He was named the Clarence Hartley Covault Distinguished Professor in Veterinary Medicine for his scientific endeavors. Dr. Ross also served as dean of the College of Agriculture at Iowa State for two years, from 2000 to 2002. He retired from the university in 2005.

In 2007, the Conference of Research Workers in Animal Diseases (CRWAD) bestowed its highest honor on Dr. Ross, dedicating its annual meeting in his name. His contributions to the veterinary profession have earned him several awards, including the Research Excellence Award from the American Veterinary Medical

Association, Howard Dunne Memorial Award from the American Association of Swine Veterinarians, Honorary Pork Producer from the Iowa Pork Producers Association, and the President's Award from the Iowa Veterinary Medical Association. 

ACVM president Dr. Jim Roth (left) with Dr. Richard Ross and his wife, Karen, after presenting Dr. Ross with the President's Award of Excellence.



CARMICHAEL RECEIVES DISTINGUISHED SERVICE AWARD

Dr. Richard Carmichael ('55) was the recipient of the 2008 Distinguished Service Award by the International Embryo Transfer Society (IETS). The award was presented at the society's annual meeting Jan. 5-9, in Denver, Colo.


After receiving his veterinary degree, Dr. Carmichael became a partner and owner of Speaker and Carmichael Veterinary Clinic in Keota, Iowa. For 17 years, he practiced large and small animal medicine. In 1972, he participated in the first embryo transfer training in England. After his training he founded Maplehurst Ova Transplants, Inc., where he served as president for 18 years. He later established Maplehurst Genetics International, a company that specializes in embryo transfer, and domestic and international marketing and training. His company is recognized internationally as a leader in cryopreservation of embryos. He has trained 41 scientists from 41 countries in the technologies of embryo transfer.

Dr. Carmichael was instrumental in the creation of the IETS. He has served the IETS in many capacities since its inception in 1972, including as president in 1977. He was one of the early pioneers of bovine embryo transfer and was involved in the successful importation of embryos of European cattle breeds in the United States in the 1960s and 70s.

His commitment to the use of embryo transfer techniques worldwide has earned him numerous awards. In 1989 he received the Tough Egg Award from the American Embryo Transfer Association and the AETA Award for Excellence in promoting and publicizing the embryo transfer industry in 1988.

He is a life member of the Iowa Veterinary Medical Association and charter member

of the National Cattlemen's Beef Association. He is also a life member of the AETA. Dr. Carmichael received the Stange Award for Meritorious Service in Veterinary Medicine from Iowa State University College of Veterinary Medicine in 2003.


In presenting the IETS award, Dr. Matt Wheeler said, "Dr. Carmichael has spent countless hours promoting the IETS, embryo transfer technology and the embryo transfer industry. For all of his efforts and vision over the past 35 years, Dr. Carmichael is a most worthy recipient of the 2008 IETS Distinguished Service Award." 

WESTERN VETERINARY CONFERENCE



Beth Anderson is pictured with (from left) Dr. Jim Furman, WVC president and Dr. John Thomson, dean of the ISU College of Veterinary Medicine

Beth Anderson, VM3, was a recipient of a scholarship from the Western Veterinary Conference during the Western Veterinary Conference on Feb. 19, 2008.

Each year, the Western Veterinary Conference awards 32 scholarships of \$2,500 to a third-year veterinary student in each of the accredited U.S. and Canadian veterinary schools. Scholarship recipients are selected by the respective colleges' scholarship committees based on leadership qualities and financial need. 

In Memoriam

The Iowa State University College of Veterinary Medicine wishes to express its sympathy and condolences to the families and friends of the following alumni.

1920s

H. Robert Ellerman ('28),
Hannibal, Mo., died May 25, 2007

Robert B. Mericle ('29),
West Des Moines, Iowa, died Oct. 9, 2007

1930s

Garrett H. McNay ('36),
Sterling, Colo., died Dec. 23, 2007

John B. Woodworth ('39),
Waynesboro, Va., died July 27, 2007

1940s

Clark Stillinger ('43),
La Verne, Calif., died Feb. 25, 2002

Arch J. Murphy ('45),
Waverly, Iowa, died Sept. 19, 2007

Gerald E. Chapman ('44),
Farley, Iowa, died Feb. 26, 2008

Richard C. Williams ('49),
East Moline, Ill., died Jan. 13, 2008

Lee H. Ives ('49),
Prairie De Sac, Wisc., died Sept. 6, 2006

1950s

Merlin E. Macheak ('50),
Rogers, Ark., died Dec. 29, 2007

Paul E. Gorham ('52),
Indianola, Iowa, died Sept. 29, 2007

Jack A. Mau ('52),
Minnetonka, Minn., died Aug. 14, 2007

Donald R. Hemerson, Sr. ('52),
Sheldon, Iowa, died Feb. 9, 2008

Roger F. Hagedorn ('53),
St. Charles, Mo., died July 14, 2007

Gordon G. Thomas ('54),
Burlington, Wash., died Jan. 31, 2008

William J. Means ('58),
Russiaville, Ind., died Aug. 20, 2005

Gilbert K. Okey ('58),
Dubuque, Iowa, died Sept. 20, 2004

Paul J. Geuther ('59),
Mesa, Ariz., died June 24, 2007

1960s

John R. Riddell ('61),
Loveland, Colo., died Sept. 27, 2007

Dale A. Schnepf ('61),
Faribault, Minn., died Feb. 23, 2007

William F. Showers, Sr. ('61),
West Des Moines, Iowa, died Jan. 26, 2008

Lawrence L. Kramer ('63),
Cortland, New York, died Nov. 8, 2007

Joseph E. Wagner ('63),
Columbia, Mo., died Oct. 26, 2007

F. Wallace Wagner ('69),
Lake Andes, S. D., died Dec. 28, 2007

1970s

John W. Fanton ('73),
Portland, Ore., died Mar. 23, 2007

Bernard J. Curran ('74),
Eldridge, Iowa, died June 18, 2007

Roger L. Wonderlich ('76),
Shelbyville, Ky., died Oct. 15, 2007

1980s

David P. Soenksen ('80),
Oshkosh, Wisc., died Dec. 7, 2007

1990s

Ronald Owen ('91),
Ames, Iowa, died March 26, 2008

Building Dedication

Join us for the official dedication of the new Dr. W. Eugene and Linda Lloyd Veterinary Medical Center building at the College of Veterinary Medicine.

Date: Saturday, October 18

Time: To be determined

This is the day of the home ISU-Nebraska football game. The dedication will start two-and-a-half hours before kick-off.*

Program: Enjoy tours of the new equine and large animal hospital and dedication ceremonies. More details will be coming. In the meantime, we hope you will help us celebrate this major accomplishment in the history of the college! Check the college Web site as we get closer to October: www.vetmed.iastate.edu.

*Early Reservations: Because of the big football weekend, hotel rooms may be scarce, so if you plan to attend and stay overnight, you might want to make reservations early.

SAVE
the
date

October 18, 2008



IOWA STATE UNIVERSITY

College of Veterinary Medicine
Ames, IA 50011-1250

Return Service Requested